COURSE GUIDE

FRE 102
BASIC FRENCH GRAMMAR II

Course Team Dr Miss Ifeoma Onyemelukwee- (Course Developer/Writer)-ABU Zaria
Prof S.O Ajo (Course Editor)-Nigerian French Village Badagry, Lagos
Prof Mufutau A. Tijjani (Course Reviewer)-ABU, Zaria

NATIONAL OPEN UNIVERSITY OF NIGERIA

© 2025 by NOUN Press
National Open University of Nigeria
Headquarters
University Village
Plot 91, Cadastral Zone
Nnamdi Azikiwe Expressway
Jabi, Abuja

Lagos Office
14/16 Ahmadu Bello Way
Victoria Island, Lagos

E-mail : centralinfo@nou.edu.ng
URL: www.nou.edu.ng

All rights reserved. No part of this book may be reproduced, in any form or by any means, without permission in writing from the publisher.

Reprocessed and reprinted 2025

ISBN: 978-978-058-958-5

Introduction…… v
What You Will Learn in This Course…… v
Course Aims…….. v
Course Objectives……. v
Working Through This Course……. vi
Course Materials……... vi
Study Units…… vi
Set Textbooks…… viii
Assignment File…… viii
Assessment…… viii
Tutor Marked Assignment (Tmas)…… ix
Final Examination and Grading…… ix
Course Marking Scheme…… ix
How To Get the Best from This Cours…….. x
Summary…… xi

INTRODUCTION

FRE 102 is a 2-credit, one-semester course in the first year of B.A French degree of The National Open University of Nigeria. It will be available to all students as a core course. The course is made up of a Course Guide and Twenty (20) Study Units. It covers grammatical structures in terms of tenses: present tense, future tense, past tense, the imperfect and conditional tenses. This course guide tells you briefly what you should expect from the course, and what the units look like. It also intimates you on how you can get the best from the course. Finally, this course guide gives you information on the assessment procedures.

WHAT YOU WILL LEARN IN THIS COURSE

FRE 102: FRENCH GRAMMAR II is to introduce you to the basic grammar of French language. This course is centred around conjugation of French verbs. It will expose you to various techniques of how to conjugate various groups of French verbs into various tenses.

COURSE AIMS

The central aim of this course is to equip you with basic building blocks with which you can build a strong communicative ability in written expression and written comprehension in French.
This will be accomplished by aiming at:

- To tell you about the importance of verbs in the grammar of any human language like French.
- To draw your attention on how to identify various types of verbs in French Language.
- To teach you various techniques, through which you can conjugate French verbs into various tenses, taking into consideration their mood (mode) and aspects.

COURSE OBJECTIVES

On successful completion of this course, you should be able to:

- State the importance of verbs in the grammar of any natural language.

- Identify the three types of French verbs (according to their endings)
- Classify French verbs into regular and irregular groupings
- State the techniques and steps to follow when conjugating French regular and irregular verbs into various tenses
- State the modal conditions that set indicative, subjunctive, imperative and conditional moods apart.
- Identify the endings and other grammatical traits with which one could classify the conjugation of French verbs on consideration of their tenses and moods.
- apply the verbs in context appropriately

WORKING THROUGH THIS COURSE

To successfully complete this course, you are strongly advised to read and also visit all the websites recommended. You should also work through the exercises earnestly. You should also Read recommended books and any other materials that you can lay your hands on that will helpyou in understanding the contents of the course. Note that each unit contains self- assessment questions and also tutor-marked assignments. Make sure you are faithful in following every instruction.

COURSE MATERIALS

Major materials of the course are:

- Course guide
- Study unit
- Textbook
- Assignment file
- Presentation schedule

STUDY UNITS

Apart from the course guide, there are Twenty (20) study units in this course. The units are as follows:

MODULE 1 IDENTIFICATION

OF CONJUGATION GROUPS.

Unit 1 Identification Of Conjugation Groups.
Unit 2 Conjugation Of Verbs Ending With Er And Other Regular Verbs In The Présent De L’indicatif 1

Unit 3 Conjugation Of Irregular Verbs Ending With Re In The Présent De L'indicatif
Unit 4 Conjugation Of Irregular Verbs Ending With Ir/Oir In The Présent De L'indicatif
Unit 5 Conjugation Of Impersonal And Reflexive Verbs In The Présent De L'indicatif

MODULE 2 CONJUGATION OF VERBS ENDING WITH ER AND OTHER REGULAR VERBS IN THE FUTUR SIMPLE

Unit 1 Conjugation Of Verbs Ending With Er And Other Regular Verbs In The Futur Simple
Unit 2 Conjugation Of Irregular Verbs In The Futur Simple
Unit 3 Conjugation Of Impersonal And Reflexive Verbs In The Futur Simple
Unit 4 Conjugation Of Verbs Using The Auxiliary Avoir In The Passé Composé
Unit 5 Conjugation Of Verbs Using The Auxiliary Être In The Passé Composé

MODULE 3 1 CONJUGATION OF IMPERSONAL AND REFLEXIVE VERBS IN THE PASSÉ COMPOSÉ

Unit 1 Conjugation Of Impersonal And Reflexive Verbs In The Passé Composé
Unit 2 Rules Of Agreement In The Passé Compose
Unit 3 Conjugation Of Verbs Ending With Er And Other Regular Verbs In L'imparfait
Unit 4 Conjugation Of Irregular Verbs In The Present De L'imparfait
Unit5 Conjugation Of Impersonal And Reflexive Verbs In L'imparfait

MODULE 4 CONJUGATION OF VERBS IN THE IMPÉRATIF (POSITIVE AND NEGATIVE)

Unit 1 Conjugation Of Verbs In The Impératif (Positive And Negative)
Unit 2 Conjugation Of Verbs In The Conditionnel Présent?
Unit 3 Conjugation Of Verbs In The Conditionnel Passé
Unit 4 Conjugation Of Verbs In The Subjonctif Present
Unit 5 Conjugation Of Verbs In The Subjonctif Passé

SET TEXTBOOKS

Ade Ojo, Samuel (2002): *A comprehensive Revison Handbook of French Grammar.* Ibadan: Signal Educational Services Ltd.

Adeleke, Joseph (2014): *A Short French Grammar, 2nd edition,* Gad Press and Ventures Ltd, Lagos, 2010.

Akeusola, Olu (1995): *French grammar for Anglophone Students,* Tobak Publishers, Lagos.

Akeusola, Olu (2004): B*asic French Grammar for beginners,* Tobak Publishers, Lagos.

Bescherelle (1990) : *La Conjugaison 12,000 Verbes,* Paris, Hâtier.

Beschrelle (1992) : *Junior : Grammaire, Orthographe grammatical d'Usage, Conjugaison, Vocabulaire*. Paris: Hâtier, 1992.

Eruanga, Oluremi (2018): *A New Approach to Contemporary French.* Lagos: Ocean Gate Books Consult.

Glaud, Ludivine; Lannier, Muriel & Loiseau, Yves (2015) : *Grammaire essentielle du français A1*-A2. Paris: Editions Didier.

Lee, Wendy et al. (2004): *Collins Easy Learning French Grammar*. Glasglow: Harper Collins.

ASSIGNMENT FILE

This course material also contains an Assignment File where more than twenty assignments are provided. The assignments carry 40% of the total mark for the course. The mark you obtain the in the assignment will count towards the final mark you obtain for this course.

ASSESSMENT

The assessment of this course is divided into two main parts. The first part is made up of all the tutor-marked assignments and the second part is a written examination. The assignments must be submitted to your

tutor for formal assessment in accordance with the deadline stated by the tutor. Note that the work submitted to your tutor for assessment will count for 40% of your total course mark. You will sit for a final examination of three hours' duration at the end of the course. This examination will also count for 60% of your total course mark.

TUTOR MARKED ASSIGNMENT (TMAS)

There are twenty tutor-marked assignments in this course. You need to submit only six of the twenty assignments of which the highest four marks will be taken into consideration. Each assignment counts 10% toward your total course mark.

Whenever you complete any of your assignment, send it together with a TMA (tutor- marked assignment) form, to your tutor. Make sure that each assignment reaches your tutor on or before the deadline given to you.

FINAL EXAMINATION AND GRADING

The final examination for FRE102 will be of three hours duration and it carries 60% of the total course grade. The examination will reflect the types of self-testing, and tutor-marked assignments. The examination covers information from all parts of the course.
Therefore, you need to revise before you sit for the final examination. You may need to revise the self-assessment tests and all tutor marked

COURSE MARKING SCHEME

As stated earlier, the assessment in this course consists of two parts - the Tutor-Marked Assignments and the Final examinations.

There are twenty (20) Tutor-Marked Assignments (TMAs) and one set of Final Examinations. Each of the assignments will be marked over 20 marks making 400 marks at the end of the course. The 400 marks will eventually be converted to just 40%. This will
be worked out using the following formulae:

$$\text{Marks obtained} \times \frac{40}{400} \times \frac{1}{}$$

The Final Examinations will then be graded over 60%. The table below shows clearly the breakdown of the course marking scheme.

ASSESSMENT	MARKS ALLOTTED
TMAs: 1 to 20 *FRENCH GRAMMARII*	Each TMA carries 10 marks with obtained marks based on 10%; 3 best assignments will be chosen for computation, making 30% of the Total Course Score.
Final Examinations	70% of the Total Course Score
TOTALCOURSE SCORE	100%

HOW TO GET THE BEST FROM THIS COURSE?

One of the advantages of distance learning is that you as the student can work on a study material at your own pace. While there is a fixed timetable for traditional students in the universities, you are the one to fix your own timetable as a student of National Open University of Nigeria. Therefore, to get maximum result from this course, you will need to create the most convenient time for yourself. If you believe you can study better in the morning then chose a period in the morning to study the units in this course. But if you prefer working in the afternoon or in the evening, then choose appropriately.

All the units in this course have the same structure. It is to help you get familiar with the content of the course so easily. Meanwhile, note that the course material has been written using instructional language. You are certain to get the best from this course if you follow instructions in its totality. You will also have several self-assessment exercises as you read and study the content of each unit.

Although the answers you give to those questions are not to be submitted, nevertheless, you are strongly advised to make use of them to assess yourself.

Very strategically, each unit has its learning objectives. You have not completed a unit until you are able to perform the actions

stipulated in the objectives. visiting and working with the websites recommended will help you a great deal. Do you know something? If others have done it before, then you too can do it.

SUMMARY

This course has been designed to introduce you primarily to conjugation 0f tenses and their usage in French language. The projected outcome of this course is that at the end of the course, you would have had a solid background in the study of tenses in French language. you will be instructed to do several exercises as you go along in the study of French grammar.

I welcome you to Twenty exciting Study Units in French grammar II.

MAIN COURSE

Module 1

Unit 1	Identification of conjugation groups……	1
Unit 2	Conjugation of verbs ending with er and other regular verbs in the présent de l'indicatif……	7
Unit 3	Conjugation of irregular verbs ending with re in the présent de l'indicatif……..	15
Unit 4	Conjugation of irregular verbs ending with ir/oir in the présent de l'indicatif…….	23
Unit 5	Conjugation of impersonal and reflexive verbs in the présent de l'indicatif…….	31

Module 2

Unit 1	Conjugation of verbs ending with er and other regular verbs in the futur simple……..	37
Unit 2	Conjugation of irregular verbs in the futur Simple……..	44
Unit 3	Conjugation of impersonal and reflexive verbs in the futur simple……..	52
Unit 4	Conjugation of verbs using the auxiliary avoir in the passé compose……...	58
Unit 5	Conjugation of verbs using the auxiliary être in the passé compose……	65

Module 3

Unit 1	Conjugation of impersonal and reflexive verbs in the passé compose…….	73
Unit 2	Rules of agreement in the passé compose……	78
Unit 3	Conjugation of verbs ending with er and other regular verbs in l'imparfait……..	84
Unit 4	Conjugation of irregular verbs in the present de l'imparfait……	89
Unit5	Conjugation of impersonal and reflexive verbs in l'imparfait…….	96

Module 4

Unit 1	Conjugation of verbs in the impératif (positive and negative) ……	102
Unit 2	Conjugation of verbs in the conditionnel présent?.....	108
Unit 3	Conjugation of verbs in the conditionnel Passé……..	116
Unit 4	Conjugation of verbs in the subjonctif Present……...	124
Unit 5	Conjugation of verbs in the subjonctif Passé……..	132

MODULE 1

Unit 1 Identification Of Conjugation Groups
Unit 2 Conjugation Of Verbs Ending With Er And Other Regular Verbs In The Présent De L'indicatif 1
Unit 3 Conjugation Of Irregular Verbs Ending With Re In The Present De L'indicatif
Unit 4 Conjugation Of Irregular Verbs Ending With Ir/Oir In The Present De L'indicatif
Unit 5 Conjugation Of Impersonal And Reflexive Verbs In The Present De L'indicatif

UNIT 1 IDENTIFICATION OF CONJUGATION GROUPS

Contents

1.1 Introduction
1.2 Objective
1.3 Importance Of Verbs In French Grammar
1.3.1 Identification Of Conjugation Groups
Assessment Exercise
4.0 Conclution
5.0 Summary
6.0 Tutor Marked Assignments
7.0 References/Further Reading



1.1 Introduction

This unit will introduce you to the identification of French conjugation groups. You will be taught about French verbs, their conjugation groupings and their endings. This unit will give you a general introduction on what French verb is all about. You will also learn some basic techniques of how to identify each of the French verbs that belong to various groupings. Knowledge gained from this unit will facilitate your proper understanding of how to conjugate French verbs. It is important to note that your understanding this course better depends on the way and manner with which you handle this unit. Therefore, you are advised to learn to study and ensure that you understand these groupings through their identification traits.



1.2 Learning Out Come

At the end of this unit, you should be able to:

- state the importance of verbs in French language grammar
- list correctly the conjugation groupings of French verbs
- list some verbs with er ending
- list some verbs with re ending
- list some verbs with ir/oir ending

You are now invited into the world of French verbs.



1.3 Importance Of Verbs In French Grammar

Verbs in French language, just like in any other languages of the world, are the most important linguistic elements. There is no other part of speech that could exist alone as a sentence and have meaning without a verb in it. Sometimes a sentence can be formed by a verb alone. If we should say “Go!”, it is a complete sentence that could portray a full meaning that a sentence with a subject, verb and object could have. A verb could be defined as a grammatical word that states the action(s) performed or the relationship that exists between a subject and an object in a given sentence. As the link and the presenter of the actions performed or the relationship that exist between the ‘performer’ and the ‘action performed’, the verb is then the most important aspect of the nine grammatical parts of speech in French grammar. Any of your sentences in French grammar will be incomplete if you should fail to add at least a verb to it.

3.1. Identification Of Conjugation Groups

French verbs are classified into three major conjugation groups, in consonance with the ending of their infinitive. They are the er verbs, there verbs and the ir/oir verbs. The possibility of each of these verbs to be conjugated in accordance with a rule that is applicable to a whole group introduces another subdivision of regular and irregular verbs. A regular verb is a verb whose conjugation follows the normal and general rule established for its group, while an irregular verb violates and contradicts the general principle of conjugation of verbs in its group (or a group of verbs that does not have a definite and appropriate way of conjugation).

You should therefore note that there are three conjugation groups of verbs in French Language namely the er verbs, the re verbs and the ir/oir verbs. The er verbs are verbs that have er letters at their tail end, the re verbs are the verbs that contain re at their tail ending while the ir/oir verbs are the verbs that end in ir/oir. *Er* Grouping Verbs and Their Examples As earlier said, the er verbs are verbs that have er letters at their tail end. In French grammar, the ending of a verb is called 'terminaison'.

Therefore, a verb that has the er 'terminaison' is so tagged the er verb in French grammar. Most verbs in this group are regular verbs. It is only the verb aller that has the er ending that is considered as an irregular verb in conjugation. Apart from the verb aller (to go) which is irregular, almost all the verbs in this group (ending with er) are regular verbs. You should also note that the group contains the largest number of French verbs. Most of the borrowed verbs (from another language) as well as newly formed or coined verbs are also part of this group. Examples of such verbs are:

- abandonner (to abandon . to leave . to give up etc …)
- abimer (to damage to spoil)
- accepter (to accept . to agree to)
- acclamer (to cheer . to acclaim) accompagner (to go with) - to
- accompany) accuser (to accuse)
- agresser (to attack)
- agacer (to irritate . to tease) aider (to help)
- aimer (to like/love) ajouter (to add) bavarder (to talk)
- caresser (to caress . to stroke) commencer (to start)
- danser (to dance)
- effacer (to clean . to erase . to wipe off)
- fabriquer (to make . to produce - to manifacture) gêner (to disturb . to hamper)
- habiter (to live in) identifier (to identify) jurer (to swear) kidnapper (to kidnap) labourer (to plougl) manger (to eat) Nnger (to swim) oublier (to forget)
- parler (to speak . to talk) écouter (to listen)
- quitter (to leave)
- rester (to stay)
- semer (to sow)
- tricher (to cheat) uriner (to urinate) viser (to aim at)
- zigzaguer (to zigzag (along)

-*RE* GROUPINGS AND THEIR EXAMPLES

As explained in the introduction, remember that the re verbs are verbs that have re letters at their tail end. Apart from the er group that contain the largest number of verbs generally and largest number of regular verbs 4 in particular, most verbs in this group (as well as the third group) are
irregular verbs. Examples of such verbs are:

- abattre (to cut down . to knock down)
- accroître (to increase)
- dire (to say)
- comprendre (to understand)
- prendre (to take)
- faire (to do . to make)
- fendre (to split . to crack . to break)
- mordre (to bite)
- pondre (to lay)
- répondre (to answer)
- tendre (to tighten . to stretch . to set etc)
- vendre (to sell)

IR/OIR GROUPINGS AND THEIR EXAMPLES

As a follow up to the explanation given at the beginning of this unit, the ir/oir verbs are verbs that have ir/oir letters at their tail end. Note also that most verbs in this category are irregular verbs. Examples of such verbs are:

- abolir (to abolish. to do away with)
- accomplir (to carry out. to achieve. to perform) affermir (to consolidate)
- affranchir (to free. to stamp)
- anéantir (to annihilate)
- applaudir (to clap. to applaud) arrondir (to round. to round up)
- asservir (to enslave. to subjugate)
- attendrir (to soften. to melt) faiblir (to weaken. to wane) gémir (to moan. to groan)
- haïr (to hate. to detest)
- jaillir (to spart out)
- languir (to languish) maudire (to curse) mourir (to feed) obscurcir (to
- darken) pâlir (to go pale)
- ralentir (to slow down)
- saisir (to seize. to grasp) trahir (to betray)
- unir (to unite - to bind) vomir (to vomit)

- voir (to see)
- pouvoir (to be able to)

SELF-ASSESSMENT EXERCISE

- Give the three group of verbs in French
- List five verbs ending with er
- List five verbs ending with re
- List five verbs ending with ir
- List five verbs ending with oir

4.0 Conclution

In this unit, you have learned the importance of verbs in French language grammar. You have also learned how you can identify and list correctly the conjugation groupings of French verbs. By now it is believed that you can identify and list some verbs with er ending, some verbs with re ending and some other verbs with ir/oir ending.



5.0 Summary

This unit has equipped you with the basic techniques of how to identify the conjugation grouping of French verbs. You have learned how you can identify verbs with er ending, some verbs with re ending and some other verbs with ir/oir ending. By now we believe that your vocabulary should have been enriched through the translated examples of verbs listed under each group. We intentionally did this so as to enrich your vocabulary. A good grammarian needs to store many vocabularies in his/her memory.

6.0 Tutor Marked Assignments

- What is a verb and of what importance a verb to the grammar of French language?

- With at least ten examples per group, identify the three groups of verbal conjugation in French grammar.



7.0 References/Further Reading

Ade Ojo, Samuel (2002): *A comprehensive Revison Handbook of French*

Grammar. Ibadan: Signal Educational Services Ltd.

Adeleke, Joseph (2014): *A Short French Grammar, 2nd edition*, GadPress and Ventures Ltd, Lagos, 2010.

Akeusola, Olu (1995): *French grammar for Anglophone Students*, Tobak Publishers, Lagos.

Akeusola, Olu (2004): B*asic French Grammar for beginners*, Tobak Publishers, Lagos.

Bescherelle (1990) : *La Conjugaison 12,000 Verbes*, Paris, Hâtier.

Beschrelle (1992) : *Junior : Grammaire, Orthographe grammatical*

d'Usage, Conjugaison, Vocabulaire. Paris: Hâtier, 1992.

FRE 102 FRENCH GRAMMAR II 6

Eruanga, Oluremi (2018): *A New Approach to Contemporary French*. Lagos: Ocean Gate Books Consult.

Glaud, Ludivine; Lannier, Muriel & Loiseau, Yves (2015) : *Grammaire essentielle du français A1*-A2. Paris: Editions Didier.

Lee, Wendy et al. (2004): *Collins Easy Learning French Grammar*. Glasglow: Harper Collins.

UNIT 2 CONJUGATION OF VERBS ENDING WITH -*ER* AND OTHER REGULAR VERBS IN THE ‘’PRESENT DE L’INDICATIF’’(PRESENT TENSE)

Contents

1.0 Introduction
2.0 Objectives
3.0 Main Content
 3.1 Exceptionalities in the Conjugation of verbs ending with -*er* and other regular verbs in the ‘’present de l’indicatif’’
 3.1.1 Verbs ending with -cer
 3.1.2 Verbs ending with -ger
 3.1.3 Verbs with e and ending with -er
 3.1.4 Verbs with é and ending with -er Verbs
 3.1.5 Verbs ending with eler and eter verbs
 3.1.6 Verbs ending with -yer verbs
4.0 Conclusion
5.0 Summary
6.0 Tutor Marked Assignment
7.0 References and Other Resources



1.0 Introduction

This unit will introduce you to the conjugation of er and other regular verbs in the ‘’present de l’indicatif’. You will read to know about the easier techniques with which a French grammar learner like you could apply in conjugating French verbs in the ‘present de l’indicatif’. It is in this unit also you will be exposed to some minor peculiarities that are known for some verbs ending with er (irrespective of the notion of their being regular). Knowledge gained from this unit will initiate your properly into how to conjugate French verbs in the ‘present de l’indicatif’.

Note that your better understanding of French conjugation, in particular, and French grammar, generally, depends on the way and manner with which you handle this unit. Therefore, you are implored to learn the rudiments, techniques and methods of conjugating verbs ending with er as they will be taught here.

2.0 Learning Out Come

On successful completion of this unit, you should be able to:

- Identify the Stem/Radical of verbs ending with er
- Identify the ending/terminaison of er verbs when conjugated in the ‘’present de l’indicatif’’
- identify the morphemes (suffixation) with which the endings could be replaced thus facilitating grammatically correct conjugation
- identify some verbs that are noted as being regular but have some peculiarities. You are now invited into the world of conjugation of er verbs in the ‘present de l’indicatif’.

3.0 Main Content

Apart from the verb aller (to go) (conjugated in the ‘’present de l’indicatif’’below) which is irregular, almost all the verbs in the er group are regular verbs:

Aller
Je vais . I am going/I go
Tu vas - You are going/You go
Il/elle va . He /she is going/ He/she goes Nouns allons .
We are going/we go
Vous allez . you are going/you go
Ils/elles vont . They are going/they go
The general rule of the conjugation of all other er verbs in the ‘’present the l’indicatif’’ is getting the infinitive divided or separated into the stem/radical and the ending.
Examples: manger - mang (stem/radical) er (ending)
regarder - regard (stem/radical) er (ending)
Then, you replace the ending, by adding the underlisted new endings to the stem or radical so as to form the conjugated verbs:
e for 1st person singular es for 2nd person singular e
for 3rd person singular ons for 1st person plural
ez for 2nd person plural ent for 3rd person plural
For example, here is the technique to follow in conjugating the verb parler (to speak) in the ‘present de l’indicatif’:

Parl er
Verbal stem/Radical Verbal

ending/terminaison.
As earlier explained, the conjugation rule says that you should drop the er ending and replace it as follows:

e for 1st person singular = Je parle
es for 2nd person singular = Tu parles
e for 3rd person singular = Il/Elle parle
ons for 1st person plural = Nous parlons
ez for 2nd person plural = Vous parlez
ent for 3rd person plural = Ils/Elles parlent
(Note 1. Please note that when a verb is conjugated into the French present indicative tense (present de l'indicatif), it has two meanings cum grammatical functions in English. It could function as simple present - Je
parle = I speak . and it could be present continuous tense . Je parle = I am speaking. Care should be taken when translating from English to French or vice versa.

Note 2: Although the 2nd person plural form . vous . is for two or more people. It is allowed in French to be used as a mark of respect for a single person also. So, you could say:

--- *Où allez – vous monsieur? Where are you going sir?*
Let us look at another example of the er group verb which is Aimer (to like/to love)

The radical/stem of the infinitive aimer is aim while the ending is er. If we follow the rule that says one should drop the er ending and replace it with the identified endings, the conjugation of aimer in the 'present de l'indicatif' is as follow:

J'aime I like/love
Tu aimes You like/love
Il/elle aime He/she likes/loves Nous aimons We like/love
Vous aimez You like/love
Ils/elles aiment They like/love
A lot of verbs ending with er are conjugated in this form.

(Note 3: You will discover that we wrote J'aime instead of Je aime. In French when a verb to be conjugated has an initial vowel, there will be an assimilation of a vowel whereby the vowel ending the pronoun would be dropped for that of the verb. And the vowel that is omitted is represented by an apostrophe (').

Exceptionalities in The Conjugation of Verbs Ending

With -*Er* And Other Regular Verbs into Present De L'indicatifs
Although verbs in the er group are said to be regular, there are some small peculiarities you have to know for some of the verbs when they are conjugated in the 'present de l'indicatif'. These sets are special and they need to be treated thus. Their examples are as follow:

Verbs ending with -cer:

In French, letter c plays a dual phonological role when you use it in words.

It sounds like /k/ when it precedes vowels a, o, u (classe, court, cul).

Whereas it sounds /s/ when it is in front of vowels i, e (ciel, cercle). In case it precedes any of the vowels a, o, u and you want it to be pronounced
/s/ instead of its normal /k/, phonological rule says that you must put 'cedille' (ç) at the bottom of the c. So, you should not be surprised to see this 'strange' mark in the conjugation of verbs like (placer . to place) when it is conjugated in the 'present de l'indicatif':

Je place Nous plaçons
Tu places Vous placez
Il/elle place Ils/elles placent

This conjugation technique is applicable to all French verbs ending with cer. Verbs ending with –ger Like letter c, letter g plays a dual role also in the French phonology. It sounds /g/ when it precedes vowels like a, o, u (garçon, gomme, gulot).

But it sounds /3/ when it precedes vowels i, e (légion, Liège). In a situation where the infinitive dictates that the g must have / 3/ sound even when it is to be followed by either a, o, or u, the French phonological cum grammatical rule says that you must add an additional e before you write the a, o, or the u. So, when conjugating a verb like manger . (to eat) In the 'present de l'indicatif', you normally have nous mangeons:

Je mange Nous mangeons
Tu manges Vous mangez
Il/elle mange Ils/elles mangent

Note: Verbs ending with guer (such as blaguer) are not affected by this rule. Such verbs are conjugated like the other general er verbs.

Verbs ending with e-er emer, -ener, -eper, -erer, -eser, -ever, -evrer:

Verbs ending with -ecer. -emer, -ener, -eper, -erer, -eser, -ever, -evrer have one peculiarity. In their infinitive, they have closed silence e in the last syllable of their stem. It is this e that is next to the single or double consonants that end their stem/radical: lev/er. When conjugating in the 'present de l'indicatif', this e changes its silence e sound to an opened è sound in the first person, second person, third person singular and third person plural. And to mark this change in pronunciation, you must put an accent 'grave' on the e so as to become è that falls in this category. Let us look at the conjugation of the verb lever (to rise):

Je lève Nous levons
Tu lève Vous levez
Il/elle lève Ils/elles lèvent.

Verbs ending with er but having é in the stems/radicals

There are some other French verbs whose letter e in the last syllable of the infinitive is carrying an acute accent (aigu) . é - already in the infinitive. This acute accent, (/), when the verb is conjugated in the 'present de l'indicatif', normally changes to a grave accent (\) . è - in the first person, second person, third person singular and third person plural.

This peculiarity is found among verbs ending with -ébrer, -écer, -écher, -écrer, -éder, -égler, -égner, éguer, -éler, -émer, - éner, -éper, -équer, - érer, -éser, -éter, -étrer, -éver.

Example: *célébrer (*to celebrate)
Je célèbre Nous célébrons
Tu célèbres Vous célébrez Il/elle célèbre Ils/elles célèbrent
Note: You will discover that this peculiarity does not affect the 1st and 2nd person plural of groups' 3.1.3 and 3.1.4 of our exceptions. There is no problem of change in the pronunciation of e at these levels).

Verbs ending with eler and eter When conjugating French verbs ending with eler or eter in the 'present de l'indicatif', the single l or t in the infinitive is doubled in the first person, second person, third person singular and third person plural. This change becomes inevitable so as to allow for easy pronunciation. You must note that the e before the l or t is pronounced /./ in the infinitive.

Whereas you would want it pronounced /Σ/ when used in the 1st, 2nd, 3rd persons singular and 3rd person plural. In order to facilitate this pronunciation, you must double the l or the t. And, that is why the

pronunciation of e would not change from being /e/ in the 1st and 2nd persons plural where we do not normally double these consonants. Examples are:

Appeler (to call)
J'appelle Nous appelons
Tu appelles Vous appelez Il/elle appelle Ils/elles appellent
Jeter (to throw)
Je jette Nous jetons
Tu jettes Vous jetez
Il/elle jette Ils/elles jettent

Note: There are some exceptions to this general rule. Some verbs ending with -eler and -eter do not double their l or t in the 1st, 2nd, 3rd persons singular and 3rd person plural when conjugated in the 'present de l'indicatif', so as to enhance the evolution of the pronunciation of the vowel e, before the consonant t or l from /./ to /Σ/ sound. Such verbs are modeler, celer, déceler, receler, ciseler, démanteler, écarteler, geler, congeler, surgeler, marteler, peler, acheter, racheter, bégueter, and corseter. They only take accent grave (\) on the e at the 1st, 2nd, 3rd persons singular and 3rd person plural. Example:
acheter (to buy):

J'achète Nous achetons
Tu achètes Vous achetons
Il/elle achète Ils/elles achètent
Verbs ending with -yer :

You must have been taught that in phonetics (as well as in French phonology), consonant y is taken to be a semi-vowel or semi-consonant. It is also viewed by some linguists as the variant of /i/ sound. That is to say it could easily change to vowel 'i' or the vowel 'i' changes to y. That explains why the semi.vowel /y/ in the infinitive of verbs ending with yer changes to i in the 1st, 2nd, 3rd persons singular and 3rd persons plural.

A better example of this peculiarity could be seen in the conjugation of the verb envoyer (to send) in the present tense:

J'envoie Nous envoyons
Tu envoies Vous envoyez
Il/elle envoie Ils/elles envoient

Note: You must note that the y does not change in the 1st and 2nd persons plural. It is retained so as to maintain a good and balanced pronunciation at these levels. And you should have been noting also that any peculiarity introduced into any of the verbs do not normally affect these sections of the conjugation. This is as a result of special and different way these two sets are pronounced. They differ in pronunciation from the other four.

SELF-ASSESSMENT EXERCISE

Conjugate the verbs “regarder”, ‘‘travailler’’, ‘’nager’’, ‘’lever’’ and ‘’apporter’’ in the “present de l’indicatif”

5.0 Conclusion

In this unit, you have learned the rules governing the conjugation of French verbs ending with er in the ‘present de l’indicatif’. Although this group of conjugation is said to have the largest number of regular verbs, yet you have discovered some peculiarities in the conjugation of some of the verbs in this grouping. By now we believe you can conjugate differen categories of verbs with er ending.

You must have been adequately informed in this unit about the basic techniques of how to conjugate er verbs in the ‘present de l’indicatif’.

You must have learned also some peculiarities in the conjugation of some of the verbs in this category. By now it is believed that your knowledge of the techniques of conjugation of verbs has been enriched through the explanation and examples of verbs given under each classification above.

6.0 Tutor Marked Assignments

Conjugate the following verbs in ‘’present de l’indicatif’’:

- Parler,
- Nager,
- 3 Balayer,
- Lancer,
- Soulever,
- Célébrer,
- Monter, 8. Rejeter,
- 9. Payer,
- 10. Blaguer.



7.0 References/Further Reading

Ade Ojo, Samuel (2002): *A comprehensive Revison Handbook of French*
Grammar. Ibadan: Signal Educational Services Ltd.

Adeleke, Joseph (2014): *A Short French Grammar, 2nd edition,* Gad Press
and Ventures Ltd, Lagos, 2010.

Akeusola, Olu (1995): *French grammar for Anglophone Students*, Tobak
Publishers, Lagos.

Akeusola, Olu (2004): B*asic French Grammar for beginners*, Tobak Publishers, Lagos.

Bescherelle (1990) : *La Conjugaison 12,000 Verbes*, Paris, Hâtier.

Beschrelle (1992) : *Junior : Grammaire, Orthographe grammatical d'Usage, Conjugaison, Vocabulaire*. Paris: Hâtier, 1992.

Eruanga, Oluremi (2018): *A New Approach to Contemporary French*. Lagos: Ocean Gate Books Consult.

FRE 102 FRENCH GRAMMAR II
14

Glaud, Ludivine; Lannier, Muriel & Loiseau, Yves (2015) : *Grammaire essentielle du français A1*-A2. Paris: Editions Didier.

Lee, Wendy et al. (2004): *Collins Easy Learning French Grammar*. Glasglow: Harper Collins.

FRE 102 MODULE 1
15

UNIT 3 CONJUGATION OF IRREGULAR VERBS ENDING WITH -RE IN THE ‘’PRESENT DE L’INDICATIF’’

Contents

1.0 Introduction
2.0 Objectives
3.0 Main Objectives
- 3.1 Conjugation of three (3) common irregular verbs
- 3.2 Techniques guiding the Conjugation of irregular verbs ending with -*re* in the ‘present de l’indicatif’
- 3.2.1 Conjugation of irregular verbs ending with ’ttre’
- 3.2.2 Conjugation of irregular verbs ending with ‘ndre’
- 3.2.3 Conjugation of irregular verbs ending with ‘aincre’
- 3.2.4 Conjugation of ‘faire’ and ‘dire’
- 3.2.5 Conjugation of irregular verbs ending with aire, aitre, oitre, oire and others verbs.

4.0 Conclusion
5.0 Summary
6.0 Tutor Marked Assignment
7.0 References and Other Resources



1.0 Introduction

This unit will introduce you to the conjugation of irregular verbs ending with re in the ‘present de l’indicatif’. You will also read about the techniques a French grammar learner like you can adopt in conjugating French irregular verbs ending with -re in the ‘present de l’indicatif’.

Knowledge gained from this unit will initiate your properly into how to Conjugate French irregular verbs ending with -re in the ‘present de l’indicatif’. Be warned once again that your better understanding of conjugation generally depends on the way and manner with which you handle this unit. Therefore, you are advised to learn the rudiments, techniques and methods of conjugating irregular verbs as they will be taught here.



2.0 Learning Out Come

On successful completion of this unit, you should be able to:

- Identify the stem/radical of irregular verbs ending with -re.
- Identify the ending/'terminaison' of these irregular verbs when conjugated in the present tense and use them appropriately.
- Identify the morphemes (suffixation) with which the endings could be replaced when conjugated in the present tense and use them appropriately.

You are now invited to follow the method of conjugation of irregular verbs ending with -re in the 'present de l'indicatif'.

General Techniques Guiding The Conjugation of Irregular Verbs Ending With -*Re* in the ''Present De L'indicatif''

As you have been told earlier ,only verbs ending wither have the largest number of regular verbs. Apart from these er verbs, other verbs, such as verbs ending with -re, that we are about to treat in this unit, are irregular verbs. The general rule of conjugating the re verbs is that you break the infinitive into two: the stem/radical and the ending. You then replace the ending er with s, s, t, ons, ez, ent.

A verb is said to be irregular when its stem (and even the endings in some other cases like infinitive faire, dire) changes from one person to the other. Compare these two conjugations (of parler . to speak and être . to be):

parler:
Je parle Nous parlons
Tu parles Vous parlez
Il/Elle parle Ils/Elles parlent

être :
Je suis Nous sommes
Tu es Vous êtes
Il/elle est Ils/elles sont

Conjugation of the 3 Common Irregular Verbs: Être, Avoir, Aller
There are three common irregular verbs that are frequently used in dayto- day discussion in French. They are être (to be), avoir (to have) and aller (to go):

(a) Être (b) Avoir
Je suis Nous sommes J'ai Nous

avons
Tu es Vous êtes Tu as Vous avez
Il/elle est Ils/elles sont Il /elle a Ils /elles

ont
(b) Aller
Je vais Nous allons
Tu vas Vous allez
Il/elle va Ils/elles vont

As you can see clearly, the conjugation of these 3 verbs is quite different from that of the verbs ending with -er .

Techniques and Examples Guiding The Conjugation of Verbs Ending With -*Re* in the ''Present De L'indicatif''

The general rule established for conjugating verbs in this group state that you divide the infinitive into the stem and ending. You will then drop there ending of the infinitive and replace it by s, s, t/d, ons, ez, ent, endings.

The t/d in the 3rd person singular is saying that in case the infinitive concerned is among verbs ending with dre, andre, endre, ondre, ordre, you will not add the consonant 't' of the 3rd person singular to the consonant d that ends the radical. Instead, you will use the consonant d to stand . in for the consonant t that ends the 3rd person singular in the conjugation of other groups. For example, let us take a look at the conjugation of rendre and prendre.

(a) Rendre = to give back (rend= stem/radical; re= ending)
Je rends Nous rendons
Tu rends Vous rendez
Il /elle rend Ils/elles rendent

(b) Prendre = to take (prend=stem/radical; re= ending)
Je prends Nous prenons
Tu prends Vous prenez
Il/elle prend Ils/elles prennent

Note: In the case of prendre and other verbs in its group, you should drop the consonant d in the plural form and you double the n in the stem of the 3rd person plural. Conjugation of verbs ending with -ttre:
You should note, when conjugating, that this set of verbs drops one of the double t in their singular form (first to third person singular) but maintain them in plural (first to third person plural).

(a) Battre (to beat)
Je bats Nous battons
Tu bats Vous battez
Il/elle bat Ils/elles battent

(b) Mettre (to put)
Je mets Nous mettons
Tu mets Vous mettez
Il/elle met Il/elless mettent
Conjugation of irregular verbs ending with ‘’ndre’’

You should take into cognizance that this group of verbs drops the d that ends their radical/stem in all facets of conjugation. They take additional gn before their verbal endings in the plural form. This strange addition is to facilitate pronunciation. Examples:

(a) Peindre . to paint
Je peins Nous peignons
Tu peins Vous peignez
Il/elle peint Ils/elles peignent

(b) Joindre . to join
Je joins Nous joignons
Tu joins Vous joignez
Il/elle joint Ils/elles joignent
Conjugation of irregular verbs ending with ‘aincre’

You need to know that this group maintains the c that ends the stem of their infinitive in the singular form. But this same consonant c is replaced
by qu in the plural form. Examples:

(a) Vaincre . to conquer
Je vaincs Nous vainquons
Tu vaincs Vous vainquez
Il/elle vainc Ils/elles vainquent

(b) Convaincre . to convince

Je convaincs Nous convainquons
Tu convaincs Vous convainquez
Il/elle convainc Ils/elles convainquent
Conjugation of irregular verbs ending with 'dire'
Please note also that the conjugation of these two verbs in the 'present de l'indicatif' have a similar peculiarity; their ending in the 2nd person plural is completely different from that of the others.

Faire . to do /make
Je fais Nous faisons
Tu fais Vous faîtes
Il/elle fait Ils/elles font
Dire . to say/tell
Je dis Nous disons
Tu dis Vous dîtes
Il/elle dit Ils/elle disent

Note : Take good note of the spelling of the conjugated form in the second person plural, most especially letter î.

Conjugation of irregular verbs ending with 'aire', 'aitre', 'oitre',
'oire' and others In order to master the conjugation of this group in the present tense, note that while some allow their vowel i (that ends the stem) to change to y in the 1st and 2nd persons plural, some do not only maintain the vowel i, they take an addition s after it before taking the verbal ending. Note also that some go to the extent of duplicating the additional s, whereas some change their radical (stem) completely.
Distraire . to entertain Je distrais Nous distrayons Tu distrais Vous distrayez Il/elle

distrait Ils distraient
Plaire . to please
Je plais Nous plaisons
Tu plais Vous plaisez
Il/elle plait Ils/elles plaisent
Connaître . to know (object)
Je connais Nous connaissons Tu connais Vous connaissez
Il/elle connaît Ils connaissent
Naitre . to be born
Je nais Nous naissons
Tu nais Vous naissez
Il/elle nait Ils/elles naissent
Croire . to believe
Je crois Nous croyons
Tu crois Vous croyez Il/elle croit Ils/elles

croient
Boire . to drink
Je bois Nous buvons
Tu bois Vous buvez
Il boit Ils boivent
Conclure . to conclude
Je conclus Nous concluons Tu conclus Vous conluez
Il/elle conclut Ils/elles concluent
Absoudre . to absolve
J'absous Nous absolvons
Tu absous Vous absolvez
Il/elle absout Ils/elles absolvent
Suivre . to follow
Je suis Nous suivons
Tu suis Vous suivez
Il/elle suit Ils/elles suivent
Vivre . to live
Je vis
Tu vis
Il/elle it
Nous vivions
Vous vivez
Ils/elles vivent
Lire . to read
Je lis
Nous lisons
Tu lis
Il/elle lit
Vous lisez
Ils/ells lisent
Rire . to laugh
Je ris Nos rions
Tu ris Vous riez
Il/elle rit I ls/elles rient
Cuire . to cook
Je cuis Nous cuisons
Tu cuis Vous cuisez
Il/elle cuit Ils/elles cuisent

SELF-ASSESSMENT EXERCISE

Conjugate the following verbs into the "Present l'indicatif.
(a) Plaire, (b) descendre, (c) battre.

4.0 Conclusion

In this unit, you have learned the rules governing the conjugation of French verbs ending with -re into 'present de l'indicatif'. And like you have been told from the beginning of the unit, all verbs in this category are irregular. By now we believe you can conjugate different categories of verbs with -re ending.



5.0 Summary

You must have adequately acquired in this unit some basic techniques on how to conjugate verbs ending with -re into 'present de l'indicatif'. You must have also learned some peculiarities in the conjugation of some verbs in this category. By now, your vocabulary and technique of conjugation of verbs ending with -re should have been enriched through the explanation and examples of verbs given in this unit under each classification.

6.0 Tutor Marked Assignments

Conjugate the following verbs into 'present de l'indicatif':

1. lire
2. dire
3. faire
4. descendre
5. pondre
6. cuire
7. extraire,
8. connaître
9. poursuivre
10. abattre.



7.0 References And Other Resources

Ade Ojo, Samuel (2002): *A comprehensive Revison Handbook of French Grammar.* Ibadan: Signal Educational Services Ltd.

Adeleke, Joseph (2014): *A Short French Grammar, 2nd edition*, Gad Press and Ventures Ltd, Lagos, 2010.

22

Akeusola, Olu (1995): *French grammar for Anglophone Students*, Tobak
Publishers, Lagos.

Akeusola, Olu (2004): B*asic French Grammar for beginners,* Tobak Publishers, Lagos.
Bescherelle (1990) : *La Conjugaison 12,000 Verbes*, Paris, Hâtier.

Beschrelle (1992) : *Junior : Grammaire, Orthographe grammatical d'Usage, Conjugaison, Vocabulaire*. Paris: Hâtier, 1992.

Eruanga, Oluremi (2018): *A New Approach to Contemporary French*.
Lagos: Ocean Gate Books Consult.

Glaud, Ludivine; Lannier, Muriel & Loiseau, Yves (2015) : *Grammaire essentielle du français A1*-A2. Paris: Editions Didier.

Lee, Wendy et al. (2004): *Collins Easy Learning French Grammar*. Glasglow: Harper Collins.

UNIT 4 CONJUGATION OF IRREGULAR VERBS ENDING WITH -IR/OIR INTO PRESENT DE L'INDICATIF

Contents

1.0 Introduction
2.0 Objectives
3.0 Main Content
- 3.1.1 Conjugation of verbs ending with ir with double s in their plural form
- 3.1.2 Conjugation of a second set of verbs ending with 'ir'
- 3.1.3 Conjugation of verbs ending with 'ir' that take endings of 'er' verbs
- 3.1.4 Conjugation of other verbs ending with 'ir'
- 3.1.5 Conjugation of verbs ending with 'oir'

4.0 Conclusion
5.0 Summary
6.0 Tutor Marked Assignment
7.0 References and Other Resources



1.0 Introduction

This unit will introduce you to the conjugation of other irregular verbs that end with ir and oir into 'present de l'indicatif'. You will also learn about the modern techniques with which a French grammar learner like you could apply in conjugating such French irregular verbs into 'present de l'indicatif'. The knowledge you gain from this unit will initiate your properly into how to conjugate all French irregular verbs in the 'present de l'indicatif'. Remember that your better understanding of conjugation generally depends on the way and manner with which you handle these first three units. Therefore, we implore you to learn the rudiments, techniques and methods of conjugating irregular verbs as they will be taught here.



2.0 Learning Out Come

On successful completion of this unit, you should be able to:

- Identify the Stem/Radical of irregular verbs ending with ir and oir.

- Identify the ir and oir ending/'terminaison' of these irregular verbs
- Identify the morphemes (suffixation) with which the endings could be replaced thus facilitating grammatically correct conjugation
- Conjugate French irregular verbs ending with -ir and -oir.

You are now invited to follow the method of conjugating irregular verbs ending with -ir and -oir into 'present de l'indicatif'.



3.0 General Techniques Guiding The Conjugation Of Irregular Verbs Ending With -Ir And -Oir Into 'Present De L'indicatif'

You need to know from the onset that the ir verbs could be divided into two groups. The first group is made up of verbs that have a double s in the plural form when conjugated, while the second group of verbs do not normally double their consonant at those levels.

The general rule for conjugating verbs ending with ir/oir, as it is done with verbs ending with re is that you break the infinitive into two: the stem/radical and the ending. You then replace the ending ir/oir with s, s, t, ons, ez, ent. But be warned that all verbs in this category, being irregular, change their radical/stem. They only end with s, s, t, ons, ez, ent when conjugated.

Conjugation of the first group of verbs ending with - ir (that have a double s in their plural forms)

You should note that these verbs follow the general rule in the conjugation
of their singular form. But they introduce double s before taking the verbal endings in the plural form. Examples of such verbs are finir . to finish, haïr . to hate, etc.

Finir . to finish
Je finis Nous finissons
Tu finis Vous finissez
Il/elle finit Ils/elles finissent

Conjugation of the second group of verbs ending with 'ir'
For this group of verbs ending with 'ir', although their stem may change,

you do not have double s or double any of their consonants in all their plural form except the 3rd person plural of some of their conjugation. Verbs in this group are very numerous than that of the first type. Here are
some examples:

Tenir . to hold
Je tiens Nous tenons
Tu tiens Vous tenez
Il/elle tient Ils/elles tiennent
Venir . to come
Je viens Nous venons
Tu viens Vous venez

FRE 102 MODULE 1

Il/elle vient Ils/elles viennent
Sentir . to smell/taste
Je sens Nous sentons
Tu sens Vous sentez
Il sent Ils sentent
Vêtir . to clothe/to dress Je vêts Nous vêtons
Tu vêts Vous vêtez
Il vêt Ils vêtent

Conjugation of verbs ending with ‘ir’ that are conjugated like verbs ending with ‘er’

You should also take cognizance of the fact that there are some verbs ending with ‘ir’ that end in e, es, e, ons, ez, ent just like we conjugate verbs ending with er. When conjugated, the infinitive of such verbs only drops the ‘ir’ from their radical and take the e, es, e, ons, ez, ent endings.

Examples of this set could be found in verbs like:

(a) Offrir . to offer
J’offre Nous offrons
Tu offres Vous offrez
Il/elle offre Ils/elles offrent

(b) Couvrir . to cover
Je couvre Nous couvrons Tu couvres Vous couvrez
Il/elle couvre Ils couvrent

(c) Cueillir . to pluck

Je cueille Nous cueillons
Tu cueilles Vous cueillez
Il cueille Ils cueillent

(d) Assaillir . to attack
J'assaille Nous assaillons
Tu assailles Vous assaillez
Il assaille Ils assaillent
Conjugation of other verbs ending with 'ir'

You should learn about other forms of ir verbs. These sets belong to a group whose peculiarities are difficult to explain. Sometimes their radical
changes completely from what is in the infinitive. And in some other cases. you only modify the radical. But they are all conjugated with the s,
s, t, ons, ez, ent, endings. As a matter of fact, that is why such verbs are qualified as irregular verbs. Examples could be found in verbs like:

(a) Bouillir . to Boil
Je bous Nous bouillons
26
Tu bous Vous bouillez
Il/elle bout Ils/elles bouillent

(b) Dormir . to sleep
Je dors Nous dormons
Tu dors Vous dormez
Il/elle dort Ils/elles dorment

(c) Courir . to run
Je cours Nous courons
Tu cours Vous courez
Il/elle court Ils/elles courent

(d) Mourir . to die
Je meurs Nous mourons Tu meurs Vous mourez Il/elle
meurt Ils meurent

(e) Servir . to serve
Je sers Nous servons
Tu sers Vous servez
Il/elle sert Ils/elles servent

(f) Fuir . to run away

Je fuis Nous fuyons
Tu fuis Vous fuyez
Il/elle fuit Ils/elles fuient

Note: As the semi-vowel y in verbs ending with -er changes to i in the singular form and 3rd person plural, so also is the i in the group of verbs like fuir changes to y in the 1st and 2nd persons plural form here as you can see in the last example above.

Conjugation of other verbs ending with 'oir'
Like we have been emphasizing it for your attention from unit three, verbs ending with 'oir' are purely irregular. So, you should learn to accept and treat them that way. Like the verbs ending with -re and -ir, each of the verbs ending with -oir contains two or more peculiarities that we have treated in verbs of the other groups. It is therefore difficult for us to reclassify them again for detailed discussion on them.

Let us only take some examples and give you insights into the conjugation of some of them.

(a) Recevoir . to receive
Je reçois Nous recevons
Tu reçois Vous recevez
Il/elle reçoit Ils/elles reçoivent

(b) Voir . to see
Je vois Nous voyons
Tu vois Vous voyez
Il/elle voit Ils/elles voient

(c) Pouvoir . to be able
Je peux Nous pouvons
Tu peux Vous pouvez Il/elle peut Ils peuvent

(d) Savoir . to know (knowledge)
Je sais Nous savons
Tu sais Vous savez
Il/elle sait Ils/elles savent

(e) Devoir . to be obliged
Je dois Nous devons
Tu dois Vous devez
Il/elle doit Ils/elles doivent

(f) Mouvoir . to move
Je meus Nous mouvons
Tu meus Vous mouvez
Il/elle meut Ils/elles meuvent

(g) Valoir . to be worth
Je vaux Nous valons
Tu vaux Vous valez
Il/elle vaut Ils/elles valent

(h) Vouloir . to want: wish
Je veux Tu veux Il
veut
Nous voulons
Vous voulez Ils
veulent
(i)
(i) Asseoir . sit
J'assieds
Nous asseyons
Tu assieds Il assiedVous asseyez Ils
Asseyent
(j)
(j) Asseoir to sit
J'assois
Nous assoyons
Tu assois
Il assoit
Vous assoyez
Ils assoient
Note: As you can observe, the verb 'asseoir' has two forms of conjugation.

SELF-ASSESSMENT EXERCISE

Conjugate the following verbs into "Present de l'indicatif"

- Sortir,
- Valoir
- Asseoir.

4.0 Conclusion

In this unit, you have been taught the rules governing the conjugation of irregular verbs ending with -ir and -oir into 'present de l'indicatif'. This

group, as you should have discovered, has the largest number of irregular verbs. With our simplified explanation, we are convinced that the complication in understanding irregular verbs, which is a common problem of French language learners like you would have been alleviated.
By now we believe you can conjugate different categories of verbs with ir and oir ending.



5.0 Summary

Having gone this far in the conjugation of verbs, we are sure that you must have been adequately informed in this unit on the basic techniques on how to conjugation of French verbs ending with ir and oir into 'present de l'indicatif'. Your knowledge of conjugation of these irregular verbs must have been enriched also. By now we are confident that you should have acquired enough verbal vocabulary as well as simple techniques of conjugation of irregular verbs into *présent de l'indicatif.*

6.0 Tutor Marked Assignments

1. Conjugate the following verbs into *présent de l'indicatif*:
a. savoir,
b. venir,
c. courir,
d. offrir,
e. partir, f. finir,
g. sortir,
h. pouvoir,
i. valoir,
j. tenir.



7.0 References And Other Resources

Ade Ojo, Samuel (2002): *A comprehensive Revison Handbook of French*
Grammar. Ibadan: Signal Educational Services Ltd.

Adeleke, Joseph (2014): *A Short French Grammar, 2nd edition,* Gad Press
and Ventures Ltd, Lagos, 2010.

Akeusola, Olu (1995): *French grammar for Anglophone Students*, Tobak
Publishers, Lagos.

Akeusola, Olu (2004): B*asic French Grammar for beginners*, Tobak Publishers, Lagos.

Bescherelle (1990) : *La Conjugaison 12,000 Verbes*, Paris, Hâtier.

Beschrelle (1992) : *Junior : Grammaire, Orthographe grammatical d'Usage, Conjugaison, Vocabulaire*. Paris: Hâtier, 1992.

Eruanga, Oluremi (2018): *A New Approach to Contemporary French*. Lagos: Ocean Gate Books Consult.

Glaud, Ludivine; Lannier, Muriel & Loiseau, Yves (2015) : *Grammaire essentielle du français A1*-A2. Paris: Editions Didier.

Lee, Wendy et al. (2004): *Collins Easy Learning French Grammar*. Glasglow: Harper Collins.

UNIT 5 CONJUGATION OF IMPERSONAL AND REFLEXIVE VERBS INTO 'PRESENT DE L'INDICATIF'

Contents

1.0 Introduction
2.0 Objectives
3.0 Main Content
  3.1 General Techniques Guiding the Conjugation of Impersonal Verbs into Present De L'indicatif
  3.2 General techniques guiding the conjugation of Reflexive verbs into 'present de l'indicatif'
4.0 Conclusion
5.0 Summary
6.0 Tutor Marked Assignment
7.0 References and Other Resources



1.0 Introduction

This unit will teach you the technique of conjugation of French Impersonal and Reflexive verbs. In this unit, you will learn about the easier techniques which a French grammar learner like you could adopt in conjugating French Impersonal and Reflexive verbs. These types of verbs are common in French language. You will see them ending with either er, re, ir or oir. The knowledge you have gained from other units, most especially Units two to four, will be useful in this unit. What we will do mostly in this unit is to teach you how to identify French Impersonal and Reflexive verbs and the peculiarities of such verbs so that you could apply your already gained knowledge in the conjugation of simple er, re, ir and oir verbs to them thus conjugating them correctly. You can then understand why we have continuously been drawing your attention to the fact that your better understanding of conjugation generally depends on the way and manner with which you handle the first four units of this course. Therefore, you are implored to learn the rudiments, techniques and methods of conjugating French Impersonal and Reflexive verbs as they will be taught here.



2.0. Learning Out Come

On successful completion of this unit, you should be able to:

- Identify and list French Impersonal verbs.
- Identify and list French Reflexive verbs
- Explain the peculiarities of these two types of verbs.
- Conjugate Impersonal and Reflexive verbs in the ‘present de l’indicatif’..

You are now invited to follow the method of conjugation of Impersonal and reflexive verbs into *‘présent de l’indicatif*’.



3.1 General Techniques Guiding the Conjugation of Impersonal Verbs into Present De L’indicatif

Impersonal verbs are verbs that are not generally conjugated in all the persons and classes, such as first, second, third persons, singular and plural form, like the others. They are verbs that do not describe human activities. Since such verbs often refer to abstract things, they can only be conjugated into the 3rd person singular form. Even their conjugation into the third person singular form is limited to masculine personal pronoun, il, alone. This explanation is meant to draw your attention to the fact that you cannot use the third person singular of feminine form to conjugate them. We would like to note also that there are no other French verbs that you can conjugate using this method. This type of conjugation is only adopted for impersonal verbs alone.

Examples could be found in:

(a) Pleuvoir . to rain
Il pleut

(b) Falloir . to be necessary
Il faut

(c) Advenir . to happen
Il advient

(d) S’agir de . to be about
Il s’agit de

(e) Brûmer . to mist (hazy)
Il brume

(f) Venter . to blow wind
Il vente

3.2 General Techniques Guiding The Conjugation Of Reflexive Or Pronominal Verbs Into 'Present De L'indicatif'

Reflexive verbs are what the French grammarian call "Les verbes pronominaux' hence our calling them reflexive or pronominal verbs in English so as to facilitate the ease of reference for French learners like you. Reflexive or pronominal verbs are verbs used to refer to an action that the subject does to himself/herself. In a situation whereby you want to account for an action that you do to yourself or the action that another person does to himself or herself, you express this action through the use of reflexive or pronominal verbs in French grammar.

In order to conjugate these verbs into 'present de l'indicatif', this set of verbs takes additional (direct/personal) pronoun in their conjugation. The pronouns me te se nous vous and se are used to mark this action of reflexive or pronominal of the verbs at the level of each personal pronoun from first person singular to the third person plural. For example, if the subject or the speaker wants to say that *I bath myself*, he would say: *Je me lave*.

Note: Note that in the normal conjugation of the infinitive laver (to wash), you are to conjugate it in the 'present de l'indicatif' as Je lave ……. (meaning I wash…… /I am washing …) But in the case of reflexive or pronominal action whereby you want to say that you perform the action on yourself, another reflexive pronoun of the same person and grammatical class with that of the subject (personal pronoun) will be inserted to denote that reflexive action in the sentence. Hence, the inclusion of the reflexive pronoun, me, in the given example above. Here are other examples:

(a) Se laver . to take ones bath
Je me lave . I bath myself
Tu te laves . You bath yourself
Il/elle se lave . he/she baths himself/herself Nous nous lavons . we bath ourselves
Vous vous lavez . you bath yourselves
Ils se lavent . They bath themselves

(b) Se taire . to keep quiet
Je me tais . I keep quiet
Tu te tais . You keep quiet
Il/elle se tait . he/she keeps quiet
Nous nous taisons . we keep quiet Vous vous taisez . you keep quiet Ils

se taisent . They keep quiet
(c) Se convertir . to convert oneself
Je me convertis . I convert myself
Tu te convertis . You convert yourself
Il/elle se convertit . he/she convert himself/herself Nous nous convertissons . we convert ourselves Vous vous convertissez . you convert yourselves Ils se convertissent . They convert themselves

(d) S'asseoir . to take ones seat
Je m'assois . I sit down/take my seat
Tu t'assois . You sit down/take your seat
Il/elle s'assoit . he/she sits down/take him/her seat Nous nous assoyons . we sit down/take our seat Vous vous assoyez . you sit down/take your seat Ils s'assoient . They sit down/take their seat
Or

(e) S'asseoir . to take one's seat
Je m'assieds . I sit down/take my seat
Tu t'assieds . You sit down/take your seat
Il/elle s'assied . he/she sits down/take him/her seat Nous nous asseyons . we sit down/take our seat Vous vous asseyez . you sit down/take your seat Ils s'asseyent . They sit down/take their seat

Note: We would like you to note that there are two grammatically accepted form of conjugation of the verb *S'asseoir* in French. Whichever
form you chose is correct.

. S'appeler . to call oneself
Je m'appelle . I call myself (I am called) Tu t'appelles . You call yourself
Il/elle s'appelle . He/She calls himself/herself

Nous nous appelons . We call ourselves Vous vous appelez . You call yourselves Ils/elles s'appellent . They call themselves

Note: Take note of the fact that the contraction in the conjugation of s'appeler comes as a result of the contact in-between the vowel e of pronouns me, te, se and the infinitive of the verb appeler that has initial vowel a.

SELF ASSESSMENT EXERCISE

Conjugate the following verbs into " Present de l'indicatif"
i. Se taire,
ii se laver

iii se convertir

4.0 Conclusion

In this unit, you have been taught the rules governing the conjugation of Impersonal and Reflexive verbs into 'present de l'indicatif'. As you should have discovered, the impersonal verb is a verb that you can only conjugate with the third person masculine pronoun thus making the verb to refer to inanimate things that are not human beings. You have been taught also that a reflexive verb refers to verbs that depict an action that the subject does to himself. With the way and manner that the explanation has been simplified in this unit, it is believed that the complication in understanding the impersonal and reflexive verbs, which is a common problem to French learners like you would have been alleviated. By now we believe you can conjugate impersonal and reflexive verbs into 'present de l'indicatif 'in French.



5.0 Summary

With this unit on the conjugation of impersonal and reflexive verbs into 'present de l'indicatif', we have completed the cycle of conjugation of verbs into 'present de l'indicatif' in French. You should remember that having used the Unit one to do the general classification of French verbal conjugation groupings, we treated the Conjugation of verbs ending with - er and other regular verbs into 'present de l'indicatif' in Unit 2. Unit 3 treated the Conjugation of irregular verbs ending in - re into 'present de l'indicatif' while Unit 4 explained the Conjugation of irregular verbs ending with -ir/-oir into 'present de l'indicatif' to you. It is in this Unit 5 that we taught you the Conjugation of impersonal and reflexive verbs into 'present de l'indicatif'.

Having gone this far in the conjugation of verbs into 'present de l'indicatif', we are sure that you must have been adequately informed in all these five units on the basic techniques of how to conjugate different verbs into 'present de l'indicatif'.

6.0 Tutor Marked Assignments

1. Conjugate the following verbs into présent de l'indicatif:

a. Se comprendre,
b. Se taire,
c. Se voir,
d. S'offrir,
e. falloir,

f. pleuvoir,
g. venter,
h. S'agir,
i. S'habiller,
j. Se lever.

FRE 102 MODULE 1

7.0 References And Further Readings

Ade Ojo, Samuel (2002): *A comprehensive Revison Handbook of French Grammar*. Ibadan: Signal Educational Services Ltd.

Adeleke, Joseph (2014): *A Short French Grammar, 2nd edition*, Gad Press and Ventures Ltd, Lagos, 2010.

Akeusola, Olu (1995): *French grammar for Anglophone Students*, Tobak Publishers, Lagos.

Akeusola, Olu (2004): B*asic French Grammar for beginners,* Tobak Publishers, Lagos.

Bescherelle (1990) : *La Conjugaison 12,000 Verbes*, Paris, Hâtier.

Beschrelle (1992) : *Junior : Grammaire, Orthographe grammatical d'Usage, Conjugaison, Vocabulaire*. Paris: Hâtier, 1992.

Eruanga, Oluremi (2018): *A New Approach to Contemporary French*. Lagos: Ocean Gate Books Consult.

Glaud, Ludivine; Lannier, Muriel & Loiseau, Yves (2015) : *Grammaire essentielle du français A1*-A2. Paris: Editions Didier.

Lee, Wendy et al. (2004): *Collins Easy Learning French Grammar*.

MODULE 2

Unit 1 Conjugation of verbs ending with er and other regular verbs in the *futur simple*
Unit 2 Conjugation of irregular verbs in the *futur simple*
Unit 3 Conjugation of impersonal and reflexive verbs in the *futur simple*
Unit 4 Conjugation of verbs using the auxiliary *avoir* in the *passé compose*
Unit 5 Conjugation of verbs using the auxiliary *être* in the *passé Compose*

UNIT 1 CONJUGATION OF VERBS ENDING WITH -*ER* AND OTHER REGULAR VERBS INTO 'FUTUR SIMPLE'

Contents

1.0 Introduction
2.0 Objectives
3.0 Main Content
3.1 General Techniques Guiding the Conjugation of Verbs Ending With -Er and Other Regular Verbs into Futur Simple
3.2 Exceptionalities to these general rules.
4.0 Conclusion
5.0 Summary
6.0 Tutor Marked Assignment
7.0 References/Further Readings



1.0 Introduction

In this Unit, you will be taught the method of conjugating verbs that end with -er and other regular verbs into *futur simple*. You will learn about the easier techniques which a French grammar learner like you can adopt in conjugating French er and other regular verbs into *futur simple*. You will recall that in the last five units we talked about the conjugation of verbs into the present tense or present continuous (present de l'indicatif).

We have now getting to a stage where you have to learn how to express

actions that will be done in the future. *Futur simple* could therefore be translated as (simple) future tense in English. It is used to express an action that will be done in the future or at a later date or time after the present moment.

Although we are talking of future tense here, it is a methodical development on the conjugation of verbs into present tense. The knowledge you have gained from other units, most especially Units two to five will also be useful in this Unit. Let us insist on our warning you that your better understanding of conjugation generally depends on the ways and manners with which you handle all the Units that were taught earlier. Therefore, you are implored to learn the rudiments, techniques and methods of conjugating verbs ending with -er and other regular verbs into *futur simple* as they will be taught here.



2.0. Learning Out Come

By the end of this unit, you should be able to:

- Identify the Stem/Radical of verbs ending with -er
- Identify and use the ending/terminaison of er verbs and other regular verbs when conjugated in the *future simple*
- Identify the morphemes (suffixation) with which the endings could be replaced thus facilitating grammatically correct
- conjugation of -er verbs and other regular verbs in the *futur simple* tense
- Conjugate -er verbs and other -er regular verbs in the *future simple* tense.

You are now invited to follow the method of conjugation of -er and other regular verbs into *futur simple*.

3.1 General Techniques Guiding The Conjugation of Verbs

Ending With -Er and Other Regular Verbs Into FuturSimple
Like y o u have b e e n told in t h e introduction to this Unit, the *Futur simple* could be translated as (simple) future tense in English. It is used to express any action that will be done in the future or at a later date or time that exceeds the present. When you want to talk about what you will do or what any other person will do later than when you are talking, you use the future tense in grammar.

Just like in the conjugation of ‘present de l’indicatif’ earlier treated in

Units 1 to 5, there are slight differences in the conjugation of this tense in the different verbal groupings. You need therefore to pay attention to the various dissimilarities in the conjugation of -er and other regular verbs into *futur simple* as taught in this Unit.

To conjugate -er and other regular verbs, such as manger, into future tense, you should take whole infinitive of the verb concerned (e.g. manger), then you should add the following endings ai, as, a, ons, ez, ont to it as indicated below:

ai for 1st person singular as for 2nd person singular a
for 3rd person singular ons for 1st person plural
ez for 2nd person plural ont for 3rd person plural

Manger
Je mangerai (I shall eat/I will eat)
Tu mangeras (You will eat)
Il mangera (He will eat)
Nous mangerons (We shall eat/We will eat) Vous
mangerez (You will eat)
Ils mangeront (They will eat)
Note: It is necessary to call your attention to the fact that these *futur simple* endings (ai, as, a, ons, ez, ont) look a bit like the conjugation of the verb avoir into 'present de l'indicatif.' You are therefore advised to quickly compare these endings and the present de l'indicatif conjugated form of the verb avoir for ease of reference:

Avoir
J'ai Nous avons
Tu as Vous avez
Il/elle a Ils/elles ont

If you consider the highlighted ending parts of the 'futur simple' conjugation of manger as well as that of the verb avoir conjugated into 'present de l'indicatif', you will realize very close similarities in them.

The differences you are at the level of 1st and 2nd persons plural whereby the verb avoir is conjugated as 'avons' and 'avez' respectively. You can through this enlightenment on the similarities to postulate a method for yourself that future tense could be formed in French language by adding completely the 1st, 2nd , 3rd Person singular and 3rd Person plural of auxiliary 'avoir', while the stem 'av' will be removed from the 1st and 2nd persons plural form leaving only the 'ons' and 'ez' forms of the verb avoir conjugated into 'present de l'indicatif',

to the ending of the infinitive of the er and other regular verb you want to conjugate into *future simple*.
Let us then follow these patterns to conjugate some -er verbs into the *future simple:*

a. Parler
ai for 1st person singular = Je parlerai as for
2nd person singular = Tu parleras
a for 3rd person singular = Il/elle parlera ons
for 1st person plural = Nous parlerons
ez for 2nd person plural = Vous parlerez
ont for 3rd person plural = Ils /elles parleront
b. Commencer
ai for 1st person singular
= Je commencerai
as for 2nd person singular = Tu commenceras
a for 3rd person singular = Il/elle commencera
ons for 1st person plural = Nous commencerons
ez for 2nd person plural = Vous commencerez
ont for 3rd person plural = Ils/elles commenceront
c. Aimer
ai for 1st person singular = J'aimerai
as for 2nd person singular = Tu aimeras
a for 3rd person singular = Il/elle aimera
ons for 1st person plural = Nous aimerons
ez for 2nd person plural = Vous aimerez
ont for 3rd person plural = Ils/elles aimeront
d. Appeler
ai for 1st person singular = J'appelerai
as for 2nd person singular = Tu appeleras
a for 3rd person singular = Il/elle appelera
ons for 1st person plural = Nous appelerons
ez for 2nd person plural = Vous appelerez
ont for 3rd person plural = Ils/elles appeleront

3.2 Exceptionalities To The General Rules

Remember that although er verbs are said to be regular at most of the conjugation groupings, some verbs in this category have some peculiarities when they are conjugated in the 'present de l'indicatif'. The same thing is applicable when conjugating some -er verbs in the *future*

simple tense. There are some -er verbs that take exceptions to the general conjugation techniques/rules in the conjugation of their *futur simple* as we have explained above in this Unit.

In as much as we cannot because of these minor dissimilarities categorize them as being irregular, we then decided to treat them as peculiarities under this category. Examples of such -er verbs with peculiarities includealler, payer, balayer, rudoyer, envoyer, renvoyer, etc. You are therefore implored to pay serious attention to their conjugation peculiarities that we are about to treat as irregularities and learn them as presented to you:

e. Aller
ai for 1st person singular = J'irai
as for 2nd person singular = Tu iras
a for 3rd person singular = Il/elle ira
ons for 1st person plural = Nous irons
ez for 2nd person plural = Vous irez
ont for 3rd person plural = Ils/elles iront

f. Payer
ai for 1st person singular = Je paierai
as for 2nd person singular = Tu paieras
a for 3rd person singular = Il/elle paiera
ons for 1st person plural = Nous paierons
ez for 2nd person plural = Vous paierez
ont for 3rd person plural = Ils/elles paieront
(Balayer, Rudoyer are conjugated like Payer)

g. Envoyer
ai for 1st person singular = J'enverrai as for
2nd person singular = Tu enverras
a for 3rd person singular = Il/elle enverra
ons for 1st person plural = Nous enverrons
ez for 2nd person plural = Vous enverrez
ont for 3rd person plural = Ils/elles enverront
(Renvoyer is conjugated like Envoyer)

SELF ASSESSMENT EXERCISE

Conjugate the following verbs into "futur simple"
i. écouter
ii danser
iii regarder
iv balayer

4.0 Conclusion

In this Unit, you have been taught about the rules governing the conjugation of -er and other regular verbs into *futur simple*. You have also been told of some exceptionalities to the general riles. We believe that, by now, you can conjugate -er and other regular -er verbs into *futur simple*.



5.0 Summary

Having laid the foundation for the conjugation of French verbs through the simplified presentation of conjugation of verbs in the 'present de l'indicatif' in Units two to five, this Unit six has gone a little further in the conjugation techniques by focusing on the conjugation -er and other regular verbs into *futur simple.* Much as we discussed the -er verbs, in this unit, as regular verbs, we were quick in identifying and treating some elements of irregularities of some -er verbs at the *futur simple* level. These irregularities are what we treated as peculiarities.

6.0 Tutor Marked Assignments

1. Conjugate the following verbs into *futur simple*:
a. Aller,
b. b. Rudoyer,
c. c. Monter,
d. d. Nager,
e. e. Recommencer,
f. f. Renvoyer, g. Blaguer,
g. h. nettoyer,
h. i. Laver,
i. j. Discuter.



7.0 References/Further Readings

Ade Ojo, Samuel (2002): *A comprehensive Revison Handbook of French Grammar.* Ibadan: Signal Educational Services Ltd.

Adeleke, Joseph (2014): *A Short French Grammar, 2nd edition,* Gad Press

and Ventures Ltd, Lagos, 2010.

Akeusola, Olu (1995): *French grammar for Anglophone Students*, Tobak
Publishers, Lagos.

Akeusola, Olu (2004): B*asic French Grammar for beginners*, Tobak Publishers, Lagos.

FRE 102 FRENCH GRAMMAR II
42

Bescherelle (1990) : *La Conjugaison 12,000 Verbes*, Paris, Hâtier.

Beschrelle (1992) : *Junior : Grammaire, Orthographe grammatical d'Usage, Conjugaison, Vocabulaire*. Paris: Hâtier, 1992.

Eruanga, Oluremi (2018): *A New Approach to Contemporary French*. Lagos: Ocean Gate Books Consult.

Glaud, Ludivine; Lannier, Muriel & Loiseau, Yves (2015) : *Grammaire essentielle du français A1*-A2. Paris: Editions Didier.

Lee, Wendy et al. (2004): *Collins Easy Learning French Grammar*. Glasglow: Harper Collins.

UNIT 2 CONJUGATION OF IRREGULAR VERBS INTO FUTUR SIMPLE

Contents

1.0 Introduction
2.0 Objectives
3.0 Main Content
  3.1 General Techniques Guiding the Conjugation of Verbs Ending With -Re and Other Irregular Verbs in The 'Futur Simple' Tense
  3.2 Conjugation of Re Verbs into Futur Simple
  3.3 Conjugation of verbs ending with -ir verbs in the *futur simple.*
  3.4 Conjugation of verbs ending with -oir in the *futur simple.*
4.0 Conclusion
5.0 Summary
6.0 Tutor Marked Assignment
7.0 References/Further Readings



1.0 Introduction

You will recall that in Unit Six, we taught you the method of conjugating verbs ending with -er and other regular verbs into *futur simple*. In this Unit, you will be taught how to conjugate some irregular verbs in the *future simple*. Like we did in the previous Unit, we hope to teach you about the easier techniques a French grammar learner like you can apply in conjugating French irregular verbs into *futur simple*.



2.0 Learning Out Come

By the end of this Unit, you should be able to:

- Identify the Stem/Radical of the irregular verbs when conjugated in the *future simple*
- Identify the ending/terminaison of irregular verbs when they are conjugated in the *future simple.*
- Identify the morphemes (suffixation) with which the endings could be replaced thus facilitating grammatically correct conjugation of verbs in the *future simple* tense

- Conjugate irregular verbs ending with -re in the *future simple*.

You are now invited to follow the method of conjugation of irregular verbs into *futur simple*.



3.1 General Techniques Guiding The Conjugation Of Verbs Ending With -Re And Other Irregular Verbs In The 'Futur Simple' Tense

Like you have been told in Unit six, the *Futur simple* tense could be translated as (simple) future tense in English. The tense is used to express any action that will be done in the future or at a later date or time that exceeds the present. When you want to talk about what you will do or what any other person will do later than the period you are talking, you use the future tense. The French equivalent of future tense is what is called *Futur simple.*

You will also recall that in Unit six, we have treated how to conjugate verbs ending with -er and other regular verbs into *Futur simple.* If you recall very well in Unit One that you were told that verbs in French language could be divided into three groups according to their endings. We have treated the conjugation of verbs ending with -er and other regular verbs into *Futur simple* in Unit Six. And this Unit, we are focusing on the conjugation of irregular verbs ending with -re, -ir/-oir in the *Futur simple.*

3.2 Conjugation of Re Verbs into Futur Simple To conjugate verbs ending with -re, such as prendre, in the future tense, you need to first of all identify the infinitive of the verb concerned (e.g. prendre), then you drop the last vowel e of the infinitive and add the following endings i, as, a, ons, ez, ont to the *entire* infinitive of the verb concerned as indicated below:

ai for 1st person singular as for 2nd person singular a for 3rd person singular ons for 1st person plural ez for 2nd person plural ont for 3rd person plural

Prendre = To take
Je prendrai
Tu prendras
Il prendra
(I shall take/I will take) (You
will take)
(He will take)

Nous prendrons (We shall take /We will take)
Vous prendrez (You will take)
Ils prendront (They will take)
Now, let us then follow these patterns to conjugate some -re verbs into the *futur simple:*

a. Battre (to beat)
ai for 1st person singular = Je battrai
as for 2nd person singular = Tu battras
a for 3rd person singular = Il/elle battra
ons for 1st person plural = Nous battrons
ez for 2nd person plural = Vous battrez
ont for 3rd person plural = Ils/elles battront

Note : The conjugation of débattre, combattre, mettre, soumettre, plaire, connaître, paraître, naître, croître, croire, boire, conclure, absoudre, coudre, moudre, suivre, vivre, revivre, survivre, revivre, lire etc, follow this pattern.

j. Craindre (to be afraid/to fear)
ai for 1st person singular = Je craindrai as
for 2nd person singular = Tu craindras
a for 3rd person singular = Il/elle craindra
ons for 1st person plural = Nous craindrons
ez for 2nd person plural = Vous craindrez
ont for 3rd person plural = Ils/elles
craindront

Note : The conjugation of rendre, joindre, plaindre, contraindre, comprendre,rompre, corrompre, rire, interrompre,vaincre, convaincre, dire, contredire, prédire, redire, dedire, sourire, écrire, récrire, inscrire, cuire etc, follow this pattern.

c. Faire (to do/to make)
ai for 1st person singular = Je ferai
as for 2nd person singular = Tu feras
a for 3rd person singular = Il/elle fera
ons for 1st person plural = Nous ferons
ez for 2nd person plural = Vous ferez
ont for 3rd person plural = Ils/elles feront

Note: The conjugation of défaire, refaire, etc, follow this pattern.
d. Etre (to be)

ai for 1st person singular = Je serai as for
2nd person singular = Tu seras
a for 3rd person singular = Il/elle sera ons
for 1st person plural = Nous serons
ez for 2nd person plural = Vous serez
ont for 3rd person plural = Ils/elles seront

3.3 Conjugation of Verbs Ending With -Ir in the 'Futur Simple' Tense

Note that among the irregular verbs in French language, apart from ones ending with -re, verbs ending with -*ir* contain more verbs that follow the same pattern of conjugation into *futur simple*. To conjugate verbs ending with -ir such as finir into future tense, you will take the infinitive of the verb concerned (e.g. finir), then you will add the following endings ai, as, a, ons, ez, ont to the *entire* infinitive of the verb concerned as illustrated below:

a. Finir (to finish)
ai for 1st person singular = Je finirai as for
2nd person singular = Tu finiras

a for 3rd person singular = Il/elle finira
ons for 1st person plural = Nous finirons
ez for 2nd person plural = Vous finirez
ont for 3rd person plural = Ils/elles finiront

Note : The conjugation of obéir, désobéir, haïr, partir, sortir, sentir, mentir, partir, repartir, répartir, vêtir, dévêtir, revêtir, couvrir, ouvrir, offrir, souffrir, accueillir, cueillir, bouillir, dormir, servir, revivre, lire etc, follow this pattern.

b. Tenir (to hold)
ai for 1st person singular = Je tiendrai as for
2nd person singular = Tu tiendras
a for 3rd person singular = Il/elle tiendra
ons for 1st person plural = Nous tiendrons
ez for 2nd person plural = Vous tiendrez
ont for 3rd person plural = Ils/elles tiendront
Note : The conjugation of venir, revenir, parvenir, subvenir etc, follow this pattern.

c. Courir (to run)
ai for 1st person singular = Je courrai as for
2nd person singular = Tu courras

a for 3rd person singular = Il/elle courra ons
for 1st person plural = Nous courrons ez
for 2nd person plural = Vous courrez
ont for 3rd person plural = Ils/elles courront
Note : The conjugation of mourir, etc, follow this pattern.

3.4 Conjugation Of Verbs Ending With -Oir in the 'Futur

Simple' You need to know that, among the irregular verbs in French language, the ones ending with -o*ir* have the largest number that do not follow the same pattern of conjugation in the *futur simple*. It is thus difficult to proffer a general rule that could cover all of them. You are therefore advised to master their stem in the future and other forms of the conjugation could be done easily. It is their stems that you will add the following endings :

ai, as, a, ons, ez, ont.:

a. Avoir (to have)
ai for 1st person singular = J'aurai as for
2nd person singular = Tu auras
a for 3rd person singular = Il/elle aura ons
for 1st person plural = Nous aurons ez
for 2nd person plural = Vous aurez
ont for 3rd person plural = Ils/elles auront

b. Recevoir (to receive)
ai for 1st person singular = Je recevrai
as for 2nd person singular = Tu recevras
a for 3rd person singular = Il/elle recevra
ons for 1st person plural = Nous recevrons
ez for 2nd person plural = Vous recevrez
ont for 3rd person plural = Ils/elles recevront

Note : The conjugation of apercevoir, concevoir, décevoir, percevoir, etc. follow this pattern.

c. Voir (to see)
ai for 1st person singular = Je verrai as for
2nd person singular = Tu verras
a for 3rd person singular = Il/elle verra ons
for 1st person plural = Nous verrons ez
for 2nd person plural = Vous verrez
ont for 3rd person plural = Ils/elles verront

Note : The conjugation of entrevoir, revoir etc, follow this pattern.

d. Savoir (to know- knowlesge)
ai for 1st person singular = Je saurai as for
2nd person singular = Tu sauras
a for 3rd person singular = Il/elle saura ons
for 1st person plural = Nous saurons ez
for 2nd person plural = Vous saurez
ont for 3rd person plural = Ils/elles sauront
e. Devoir (to be compelled)
ai for 1st person singular = Je devrai as for
2nd person singular = Tu devras
a for 3rd person singular = Il/elle devra
ons for 1st person plural = Nous devrons
ez for 2nd person plural = Vous devrez
ont for 3rd person plural = Ils/elles devront
f. Pouvoir (to be able to)
ai for 1st person singular = Je pourrai
as for 2nd person singular = Tu pourras
a for 3rd person singular = Il/elle pourra
ons for 1st person plural = Nous pourrons
ez for 2nd person plural = Vous pourrez
ont for 3rd person plural = Ils/elles pourront
g. Vouloir (to wish)
ai for 1st person singular
= Je voudrai
as for 2nd person singular = Tu voudras
a for 3rd person singular = Il/elle voudra
ons for 1st person plural = Nous voudrons
ez for 2nd person plural = Vous voudrez
ont for 3rd person plural = Ils/elles voudront
Note : The conjugation of valoir, équivaloir, prévaloir, revaloir etc, follow this pattern.

SELF ASSESSMENT EXERCISE

Conjugate the following verbs in the “future simple” tense

i. Apercevoir
ii Revoir
ii Prendre

4.0 Conclusion

In this Unit, you have learned the rules governing the conjugation of verbs ending with -re, -ir and -oir in the *futur simple* tense. You have also been told that most verbs in this category are irregular verbs and

that you should pay serious attention in learning the stem of these infinitives when conjugated in the 'future simple' so that you can ads the appropriate endings. We believe by now you can conjugate verbs ending with -re, -ir and -oir in the *futur simple*.



5.0 Summary

As a follow up to Unit six, this Unit seven has gone a little further in teaching you the conjugation techniques to be adopted in the conjugation of verbs ending with -re, -ir and -oir in the *futur simple.* Emphasis was also laid on the fact that most verbs in this category are irregular verbs and that you should be careful in learning the future tense stem of their infinitives so as to end the future tense endings to them.

6.0 Tutor Marked Assignments

1. Conjugate the following verbs in the *futur simple*:

a. Rendre,
b. b. Refaire,
c. c. Plaire,
d. d. Sortir,
e. e. Revenir,
f. f. Mourir,
g. g. Valoir,
h. h. Revoir,
i. i. Concevoir,
j. j. être.



7.0 References /Further Readings

Ade Ojo, Samuel (2002): *A comprehensive Revison Handbook of French*
Grammar. Ibadan: Signal Educational Services Ltd.

Adeleke, Joseph (2014): *A Short French Grammar, 2nd edition,* Gad Press
and Ventures Ltd, Lagos, 2010.

Akeusola, Olu (1995): *French grammar for Anglophone Students,* Tobak
Publishers, Lagos.

Akeusola, Olu (2004): B*asic French Grammar for beginners*, Tobak Publishers, Lagos.

Bescherelle (1990) : *La Conjugaison 12,000 Verbes*, Paris, Hâtier.

Beschrelle (1992) : *Junior : Grammaire, Orthographe grammatical d'Usage, Conjugaison, Vocabulaire*. Paris: Hâtier, 1992.

Eruanga, Oluremi (2018): *A New Approach to Contemporary French*. Lagos: Ocean Gate Books Consult.

Glaud, Ludivine; Lannier, Muriel & Loiseau, Yves (2015) : *Grammaire essentielle du français A1*-A2. Paris: Editions Didier.

Lee, Wendy et al. (2004): *Collins Easy Learning French Grammar*. Glasglow: Harper Collins.

UNIT 3 CONJUGATION OF IMPERSONAL AND REFLEXIVE VERBS IN THE 'FUTUR SIMPLE'

Contents

1.0 Introduction
2.0 Objectives
3.0 Main Content
  3.1 General Techniques Guiding the Conjugation of Impersonal Verbs into 'Futur Simple' Tense
  3.2 General techniques guiding the conjugation of Reflexive verbs in the *futur simple*
4.0 Conclusion
5.0 Summary
6.0 Tutor Marked Assignment7.0
7.0 References/Further Readings



1.0 Introduction

This Unit will introduce you to the technique of conjugating Impersonal and Reflexive verbs in the *futur simple* tense. In this Unit, you will learn about easy techniques with which a French grammar learner like you could adopt in conjugating French Impersonal and Reflexive verbs in the future tense. Like we you were told in Unit five, Impersonal as well as Reflexive verbs are common in French language. You will see them ending with either er, re, ir or even oir. The knowledge you have gained from other Units, most especially Units two to seven will be useful in this Unit. In this Unit, you will be taught mostly how to identify French Impersonal and Reflexive verbs and the peculiarities of such verbs so that you could apply your already gained knowledge in the conjugation of verbs ending with -er, -re,- ir and -oir in the *futur simple* to them. You can them understand why we have continuously emp h a s i z i n g t h e f a c t t h a t your better understanding of conjugation generally depends on the ways and manners with which you pay attention to all the previous Units. Therefore, you are strongly advised to learn the rudiments, techniques and methods of conjugating French Impersonal and Reflexive verbs in the *futur simple* as they will be taught in this Unit.



2.0 Learning Out Come

By the end of this unit, you should be able to:

- Identify and list the French Impersonal verbs.
- Identify and list the French Reflexive verbs
- Explain the peculiarities of these two types of verbs.
- Conjugate the two types of verbs in the *futur simple* tense.

You are now invited to follow the method of conjugating impersonal and reflexive verbs in the '*futur simple*' tense.



3.0 Main Content

3.1 General Techniques Guiding the Conjugation of Impersonal Verbs

Into 'Futur Simple' Tense As you were told you in Unit five, Impersonal verbs are verbs that cannot be conjugated in all the personal persons such as first, second, third persons, singular and plural form, like the others. They are verbs that are not used to describe human beings' actions. And since they describe abstract things, they can only be conjugated in the 3rd person singular form. Even their conjugation in the third person singular is limited to masculine personal pronoun, il, alone. This explanation is a reminder to let you know that you cannot use the feminine form of the third person singular (elle) to conjugate them. Note also that it is not every other verb that you can conjugate using this method. This type of conjugation is only adopted for impersonal verbs. Here are some examples of the conjugation of interpersonal verbs in the *future* simple tense:

a) Pleuvoir . to rain Il pleuvra
b) Falloir . to be necessary Il faudra
c) Advenir . to happen Il adviendra
d) S'agir de . to be about
Il s'agira de
e) Brûmer . to mist (hazy)
Il brumera
f) Venter . to blow wind
Il ventera

3.2 General Techniques Guiding the Conjugation of Reflexive or

Pronominal Verbs in the 'Futur Simple' Tense Like it was explained in Unit five, Reflexive verbs are what the French grammarian call "Les verbes pronominaux' hence our calling them reflexive or pronominal verbs in English so as to facilitate the ease of reference for French learners like you. Reflexive or pronominal verbs are verbs used to refer to an action that the subject does to himself/herself. In a situation whereby you want to refer to an action that you do to yourself or the action that another person does to himself or herself, you express the action through the use of reflexive or pronominal verbs in French.

Remember also that the conjugation of this type of verbs takes additional (direct/personal) pronoun in their conjugation. The pronouns me te senous vous and se are used to mark this reflexive or pronominal action of the verbs.

To conjugate reflexive verbs in the *futur simple,* the following endings are then added to the stem of the main verb. For example, if the subject or the speaker wants to say that *I will/shall bath myself,* he would say: *Je me laverai.*

Note: Take note of the fact that apart from the introduction of another reflexive pronoun of the same person with that of the subject (personal pronoun) that you will insert so as to denote that reflexive action in the sentence, you will be expected to bring into use also your knowledge of conjugation of verbs ending with -er, -re, -ir, -oir that you have acquired in Units six and seven. Here are some examples of conjugation:

(e) Se laver . to take one's bath
Je me laverai . I will/shall bath myself Tu te laveras . You will bath yourself
Il/elle se lavera . he/she will bath himself/herself Nous nous laverons . we will bath ourselves Vous vous laverez . you will bath yourselves Ils/Elles se laveront . They will bath themselves

(f) Se taire . to keep quiet
Je me tairai . I will/shall keep quiet Tu te tairas . You will keep quiet Il/elle se taira . he/she will keep quiet
Nous nous tairons . we will keep quiet Vous vous tairez . you will keep quiet Ils/elles se tairont . They will keep quiet

(g) Se convertir . to convert oneself
Je me convertirai . I will/shall convert myself Tu te convertiras . You will convert yourself
Il/elle se convertira . he/she will convert himself/herself Nous

nous convertirons . we will convert ourselves Vous vous convertirez . you will convert yourselves Ils/elles se convertiront . They will convert themselves

(h) S'asseoir . to take one's seat
Je m'assoirai . I will/shall sit down/take my seat Tu t'assoiras .

You will sit down/take your seat
Il/elle s'assoira . he/she will sit down/take him/her seat Nous nous assoirons . we will sit down/take our seat Vous vous assoirez . you will sit down/take your seat Ils/Elles s'assoiront . They will sit down/take their seat
Or

(f) S'asseoir . to take one's seat
Je m'assierai . I will/shall sit down/take my seat Tu t'assieras .

You will sit down/take your seat
Il/elle s'assiera . he/she will sit down/take him/her seat Nous nous assiérons . we will sit down/take our seat Vous vous assiérez . you will sit down/take your seat Ils/Elles s'assieront . They will sit down/take their seat

Note: Take good of the fact that, just like in the conjugation of the 'present
de l'indicatif' that we did in Unit five, there are two grammatically accepted forms of conjugating the verb *s'asseoir* in the *futur simple*. Whichever form you chose or use is correct.

(i) S'appeler . to call oneself
Je m'appellerai . I will call myself (I will be called) Tu t'appelleras . You will call yourself
Il/elle s'appellera . He/She will call himself/herself Nous nous appellerons . We will call ourselves Vous vous appellerez . You will call yourselves Ils/elles s'appelleront . They will call themselves.

SELF ASSESSMENT EXERCISE

Conjugate the following verbs in the "Futur simple" tense:

i. Voir
ii. Se taire
iii. se lever
Tu te tairas Vous vous tairez il/elle se taira il / elles se tairont

4.0 Conclusion

In this Unit, you have been taught the rules governing the conjugation of Impersonal and Reflexive verbs in the '*futur simple*' tense. As explained, the impersonal verb is a verb that you can only conjugate with third person masculine pronoun (il) since the verb refers to inanimate things that are not human beings. You have been taught also that the *futur simple* of reflexive verb refers to an action that the subject will do to himself in the future. With the way and manner the explanation is simplified in this Unit, we are convinced that the complication in understanding the *futur simple* form of impersonal and reflexive verbs, which would have been a problem to French learners like you is alleviated. By now we believe that you can conjugate impersonal and reflexive verbs in the *futur simple* in French.

5.0 Summary

With this Unit focusing on the conjugation of impersonal and reflexive verbs in the *futur simple*, we have completed the cycle of conjugation of verbs into that French tense.
Having gone this far in the conjugation of verbs in the '*futur simple*', it is believed that you must have been adequately informed in all these eight units on the basic techniques of how to conjugate different verbs into 'present de l'indicatif' and the *futur simple*.

6.0 Tutor Marked Assignments

1. Conjugate the following verbs in *futur simple*:

a. Advenir,
b. Se regarder
c. Se taire,
d. S'offrir,
e. falloir,
f. pleuvoir,
g. venter,
h. S'agir,
i. e lever,
j. Se comprendre.



7.0 References And Other Resources

Ade Ojo, Samuel (2002): *A comprehensive Revison Handbook of French Grammar*. Ibadan: Signal Educational Services Ltd.

Adeleke, Joseph (2014): *A Short French Grammar, 2nd edition,* Gad Press and Ventures Ltd, Lagos, 2010.

Akeusola, Olu (1995): *French grammar for Anglophone Students,* Tobak Publishers, Lagos.

Akeusola, Olu (2004): B*asic French Grammar for beginners,* Tobak Publishers, Lagos.

Bescherelle (1990) : *La Conjugaison 12,000 Verbes*, Paris, Hâtier.

Beschrelle (1992) : *Junior : Grammaire, Orthographe grammatical d'Usage, Conjugaison, Vocabulaire*. Paris: Hâtier, 1992.

Eruanga, Oluremi (2018): *A New Approach to Contemporary French*. Lagos: Ocean Gate Books Consult.

Glaud, Ludivine ; Lannier, Muriel & Loiseau, Yves (2015) : *Grammaire essentielle du français A1*-A2. Paris: Editions Didier.

Lee, Wendy et al. (2004): *Collins Easy Learning French Grammar*. Glasglow: Harper Collins.

UNIT 4 CONJUGATION OF VERBS USING THE AUXILLIARY *AVOIR* IN THE 'PASSE COMPOSE' TENSE

Contents

1.0 Introduction
2.0 Objectives
3.0 Main Content
- 3.1 General techniques guiding the conjugation of verbs using the auxiliary *avoir* in *passé composé.*
- 3.2 Techniques guiding the conjugation of verbs ending with -er that use the auxiliary *avoir* in *passé composé.*
- 3.3 Techniques guiding the conjugation of v e r b s e n d i n g w i t h - re that use the auxiliary *avoir* in *passé composé.*
- 3.4 Techniques guiding the conjugation of verbs ending with -ir/-oir that use the auxiliary *avoir* in the *passé composé.*

4.0 Conclusion
5.0 Summary
6.0 Tutor Marked Assignment
7.0 References /Further Readings



1.0 Introduction

In this Unit, you will be taught how to conjugate French verbs using the auxiliary *avoir* in the *passé compose* tense. You will learn about the easier techniques which a French grammar learner like you could apply in conjugating verbs that use the auxiliary *avoir* in the *passé composé*.

Recall that in the first five units we have learnt about the conjugation of verbs in the *présent de l'indicatif*, while in Units six to eight, we learnt about how to conjugate verbs in the *futur simple*. The significance of all these previous lessons is that, on the one hand, you were taught how to conjugate French verbs to express actions that one is doing at present, habitually or in present continuous manners with the conjugation of *présent de l'indicatif*, on the other hand, you were also taught how French learners like you can express actions that one is doing in the future through the conjugation of verbs in the *futur simple.*

Now we have just got to a stage where you will be taught how to express actions that are done in the past. Any action that has taken place in the

past, that is before the time that you are reporting the action, is expressed in French through the *passé compose* tense. A *passé composé* tense expresses an action that has been done and concluded a second, a minute, an hour, a day, a week, a month, a year or even a decade in the past before the time the speaker is reporting it. Note that the knowledge you have gained from all the previous Units, most especially Units two to eight will also be useful in this Unit. Be warned that your better understanding of conjugation generally depends on the way and manner with which you handle all the Units previously taught in this Course. Therefore, you are advised to learn the rudiments, techniques and methods of conjugating verbs with the auxiliary *avoir* into *passé composé* as they will be taught here.



2.0 Learning Out Come

By the end of this unit, you should be able to:

- Identify and conjugate the auxiliary *avoir* in the present tense.
- Identify and list French verbs that use the auxiliary *avoir* in the *passé composé*.
- Identify the past participle of some of the verbs that use the auxiliary *avoir* in the *passé composé.*
- Conjugate verbs that use the auxiliary *avoir* in the *passé composé* by adding the appropriate form of the auxiliary *avoir* to the past participle of the verbs concerned.

You are now invited to follow the method that could facilitate the conjugation of verbs with auxiliary *avoir* into *passé composé*.



3.0 Main Contents

3.1 General Techniques Guiding the Conjugation of Verbs that use the Auxiliary *Avoir* in the *Passé Composé*

As you were told you in the introduction to this Unit, the *passé composé* tense is used to express actions that have taken place in the past before the time that you are reporting the action. It is a tense that expresses an action that has been done and concluded a second, a minute, an hour, a day, a week, a month, a year or even a decade in the past before the time the speaker is reporting it.

Unlike the conjugations of *présent de l'indicatif* and *future simple tenses*

whereby the conjugation centres on the single major verb, the conjugation of verbs into *passé composé* entails the usage of an auxiliary in addition to the past participle of the main verb. It is the combination of this auxiliary and the main verb that gives the tense its name: *passé composé.*

In French, c*omposé* means *compounded, that contains more than one linguistic element. Passé composé* could therefore be literally translated as *compound past* that relates past actions/tense i.e. the past perfect tense.

Be informed also that '*passé composé*' is used in French as the simple past in English. A lot of Anglophone Students make the mistake of translating the *passé compose* tense as being perfect tense. For example: J'ai ete means I was but not I have been.

The general rule for conjugating verbs in this tense says that you add the past participle of the verb you want to conjugate to the present tense of the auxiliary 'avoir' or 'etre' (as the case may be): - (Auxilliaire avoir ou etre au present de l'indicatif + participle passé du verbe concerné)

Since the rule insists that you add the auxiliary *avoir,* conjugated into the *présent de l'indicatif,* to the past participle of the main verb, let us help you to recollect your knowledge of conjugating the verb *avoir* in the *présent de l'indicatif:*

Avoir
J'ai Nous avons
Tu as Vous avez
Il a Ils ont

Let us now follow the rules to conjugate the verb manger in the *passé composé:* auxilliary avoir + past participle of manger (mange)
Manger - to eat
J'ai mangé Nous avons mangé
Tu as mangé Vous avez mangé
Il/elle a mangé Ils/elles ont mangé

3.2 Techniques Guiding The Conjugation Of Er Verbs With

The Auxiliary *Avoir* Into *Passé Composé* Remember that for you to conjugate a verb in the 'passe compose' you must first of all identify the past participle of such a verb. To form the past participle of all verbs ending with -er is easy: you drop the r at the end of the infinitive and put

an acute accent (/) on the final 'e'. For example, manger becomes mangé. It is this past participle that you precede with the personal pronoun and the correct conjugated form of the auxiliary *avoir* in order to form your *passé compose.* Here are some examples of the conjugation of -er verbs:

(a) Parler - to speak J'ai parle (I spoke)
Tu as parlé (You spoke) Il/elle a parlé (He/She spoke) Nous avons parlé (We spoke)
Vous avez parlé (You spoke) Ils/elles ont parlé (They spoke)

(b) Commencer - to start
J'ai commencé (I started)
Tu as commencé (You started) Il/elle a commencé
(He/She started) Nous avons
commencé (We started) Vous avez commencé
(You started) Ils/elles ont commencé(They started)

3.3 Techniques Guiding the Conjugation of - Re Verbs

With Auxiliary *Avoir* in the *Passé Composé* Majority of verbs in this category form their past participle by replacing the re ending by t or s. Apart from some irregular verbs such as être (which has été as its past participle) most other -re verbs end in t or s as their past participle. Example could be seen in faire whose past participle is fait, dire whose past participle is dis.

(a) Etre - to be
J'ai ete (I was)
Tu as été (You were)
Il/elle a été (He/She was) Nous avons été (We were)
Vous avez été (You were) Ils/elles ont été (They were)

(b) Faire - to do/make
J'ai fait (I did/made)
Tu as fait (You did/made)
Il/elle a fait (He/She did/made) Nous avons fait
(We did/made) Vous avez fait (You
did/made) Ils/elles ont fait (They did/made)

(c) Dire - to say
J'ai dis (I said)
Tu as dis (You said)
Il/elle a dis (He/She said) Nous avons dis (We said
Vous avez dis (You said) Ils/elles ont dis (They said)

3.4 Techniques Guiding the Conjugation of -Ir/-Oir Verbs with The Auxiliary Avoir in the Passé Composé

Remember that you were previously told that majority of French verbs, apart from those ending with -er are classified as irregular verbs. Note that this irregularity also affects the formation of their past participle. While finir has fini, partially following the -er verbs pattern to form its past participle, the same could not be said of voir whose past participle is vu. You are then advised to learn the irregular past participle as you acquire your vocabularies. Here are some examples of conjugation in the 'passe compose'.

(a) Finir - tofinish
J'ai fini (I finished)
Tu as fini (You finished)
Il/elle a fini (He/She finished) Nous avons fini
(We finished) Vous avez fini (You
finished) Ils/elles ont fini (They finished)

(b) Voir - to see
J'ai vu (I saw)
Tu as vu (You saw)
Il/elle a vu (He/She saw) Nous avons vu (We saw)
Vous avez vu (You saw) Ils/elles ont vu (They saw)

SELF ASSESSMENT EXERCISE
Conjuate the following verbs intoe "Passe' Compose': Regarder , Dire, Vouloir, faire.

4.0 Conclusion

In this Unit, you have been taught the rules governing the conjugation of verbs with auxiliary *avoir* into *passé composé*. You have also been told of how to conjugate the auxiliary *avoir* as well as how to identify the past participle of er, re ir and oir verbs. We believe by now you can conjugate most verbs using the auxiliary *avoir* into *passé composé.*



5 .0 Summary

With the solid foundation we have laid for you in Units two to five through the simplified presentation of the conjugation in the *présent de l'indicatif* as well as the techniques of the conjugation of *future simple*

that we methodically handled in Units six to eight, this Unit nine has gone further by teaching you the techniques for the conjugation of verbs that use the auxiliary 'avoir' in the 'passe compose' tense.

6.0 Tutor Marked Assignments

Conjugate the following verbs into *passé composé*:

a. Mentir,
b. Noter,
c. Discuter,
d. Regarder,
e. Savoir,
f. Vouloir,
g. Prendre,
h. Refaire,
i. Définir,
j. Dire



7.0 References/Further Readings

Ade Ojo, Samuel (2002): *A comprehensive Revison Handbook of French Grammar.* Ibadan: Signal Educational Services Ltd.

Adeleke, Joseph (2014): *A Short French Grammar, 2nd edition,* Gad Press and Ventures Ltd, Lagos, 2010.

Akeusola, Olu (1995): *French grammar for Anglophone Students*, Tobak Publishers, Lagos.

Akeusola, Olu (2004): B*asic French Grammar for beginners,* Tobak Publishers, Lagos.

Bescherelle (1990) : *La Conjugaison 12,000 Verbes*, Paris, Hâtier.

Beschrelle (1992) : *Junior : Grammaire, Orthographe grammatical d'Usage, Conjugaison, Vocabulaire*. Paris: Hâtier, 1992.

Eruanga, Oluremi (2018): *A New Approach to Contemporary French*.

Lagos: Ocean Gate Books Consult.

Glaud, Ludivine ; Lannier, Muriel & Loiseau, Yves (2015) : *Grammaire essentielle du français A1*-A2. Paris: Editions Didier.

Lee, Wendy et al. (2004): *Collins Easy Learning French Grammar*. Glasglow: Harper Collins.

UNIT 5 CONJUGATION OF VERBS THAT USE THE AUXILLIARY *ETRE* IN THE PASSÉCOMPOSÉ TENSE

Contents

1.0 Introduction
2.0 Objectives
3.0 Main Contents
  3.1 General techniques guiding the conjugation of verbs that use the auxiliary *être* into *passé composé.*
  3.2 Techniques guiding the conjugation of er verbs that use the auxiliary *être* into *passé composé.*
  3.3 Techniques guiding the conjugation of – re verbs that use the auxiliary *être* into *passé composé.*
  3.4 Techniques guiding the conjugation of ir/oir verbs that use the auxiliary *être* into *passé composé.*
4.0 Conclusion
5.0 Summary
6.0 Tutor Marked Assignment
7.0 References /Further Readings



1.0 Introduction

You will recall that we introduced you into the conjugation of verbs into *passé composé* in Unit 9 where you were taught about the method of conjugating verbs that use the auxiliary *avoir* into *passé compose*. In this Unit, we hope to teach you the method of conjugating verbs that use the auxiliary *être* in the *passé composé*. You will learn about the easier techniques which a French grammar learner like you could apply in conjugating verbs with auxiliary *être* into French *passé composé.*

Just like you were told in Unit nine, any action that has been done in the past, before the time that you are reporting the action, is expressed in French through the *passé composé.* In other words, a *passé composé* tense expresses an action that has been done and concluded a second, a minute, an hour, a day, a week, a month, a year or even a decade in the past before the time the speaker is reporting it. Note that the knowledge you gained from previous units, most especially Units two to nine will also be useful in this Unit. Let us insist again on the fact that your better understanding of conjugation generally depends on the ways and

manners with which you handled all the previous Units. Therefore, you are strongly advised to learn the rudiments, techniques and methods of conjugating verbs that use the auxiliary *être* in the *passé composé* as they will be taught here.



2.0 Learning Out Come

By the end of this unit, you should be able to:

- Identify and conjugate the auxiliary *être* in the present tense.
- Identify and list the past participle of various verbs that use the auxiliary 'etre' when conjugated in the 'passe compose'.
- Conjugate verbs that use the auxiliary 'etre' in the *passé composé*.

You are now invited to follow the method that could facilitate the conjugation of verbs with auxiliary *être* into *passé composé*.



3.0. Main Objectives

3.1 General Techniques Guiding The Conjugation of Verbs That Use the Auxiliary *Etre* in the *Passé Composé* As you were told in

Unit nine as well as i n t h e introduction to this Unit, *passé composé* is used to express actions that have taken place in the past. Also, unlike the conjugations in the *présent de l'indicatif* and *future simple* whereby the conjugation centres on the main verb, the conjugation of verbs into *passé composé* entails the usage of an auxiliary and the past participle of the main verb. Remember also that '*Le passé composé*' is used in French as the simple past in English. For example, J'ai ete means I was and not *I have been.* Let us call your attention to the general rule explained in Unit 9 which says that you add the past participle of the verb you want to conjugate to the present tense of the auxiliary avoir or être (as the case may be): - (Auxilliaire avoir ou être + participle passé du verbe concerné).

Please note that while we used auxilliary avoir for the verb manger, in Unit 9, the auxiliary être is what we will use for such verbs like aller, venir, etc. in this Unit.Before you start asking the question about how to know the rationale behind the choice of auxiliary to be used with one

particular verb or the other, we thought it necessary provide a possible solution to your 'could be' problem.

Although some grammarians came with some 'indications' that could be used in deciding on the choice of the appropriate auxiliary to for the conjugation in the 'passe compose', we would want to suggest that the following verbs should take auxiliary 'etre' when they are to be conjugated in the that tense: Aller (to go), descendre (to come down), rester (to rest), monter (to climb), tomber (to fall), naïtre (to be born), sortir (to go out), partir (to go) venir (to come). Other verbs are venir, advenir, provenir, devenir etc, entrer (to enter), rentrer (to enter again), arriver (to come/arrive), retourner (to return). Most other verbs, apart from these ones and their variants, are conjugated with auxiliary 'avoir'.

The implication of this explanation here is that if there are well over twelve thousand verbs in French grammar and only about less than thirty of them are conjugated with auxiliary être, the easier method then is to memorise those verbs conjugated with auxiliary être so that you will know that any verb not in that category will be conjugated with auxiliary avoir.

The 'passe compose' rule says that you add the auxiliary être, conjugated in the *présent de l'indicatif,* to the past participle of the main verb.

Therefore, let us recollect the knowledge of conjugating the verb être in the *présent de l'indicatif:*

Etre
Je suis Nous sommes
Tu es Vous êtes
Il est Ils sont
Elle est Elles sont

Let us then follow this pattern and the rules governing it to conjugate the verb
aller into *passé composé:*
aller - to go (Past participle is 'alle')
Je suis allé(e) Nous sommes allé(e)s
Tu es allé(e) Vous êtes allé(e)s
Il est allé Ils sont allés
Elle est allée Elles sont allées

Note: You would have noted that an additional vowel e or consonant s or both (es) are added to the ending of some past participle above. The French grammatical rules compel all the verbs that take auxiliary être to agree with gender and the number of the Subject (either pronoun or noun) that precedes it. These agreement rules shall be explained to you better in Unit twelve.

3.2 Techniques Guiding the Conjugation Of -Er Verbs That Use

the Auxiliary *Etre* in the *Passé Composé* Remember that is easy to form the past participle of all -er verbs. Just like you were taught in Unit 9, you drop the r at the end of the infinitive and put an acute accent (/) on the final 'e'. Example: Monter becomes Monté. It is this past participle that you place after the personal pronoun and the auxiliary être in order to form your *passé composé.* Here are some examples of verbs conjugates in the 'passe compose' with the auxiliary 'avoir':

(a) Monter - to climb
Je suis monté(e) (I climbed)
Tu es monté(e) (You climbed)
Il est monté (He climbed)

Elle est montée (She climbed) Nous sommes monté(e)s (We climbed)
Vous êtes monté(e)s(You climbed) Ils sont montés (They climbed)
Elles sont montées (They climbed)

Note: Verbs ending with -er verbs such as aller (to go), rester (to rest), tomber (to fall), retomber (to fall again), entrer (to enter), rentrer (to enter again), arriver (to come/arrive), retourner (to return) are conjugated following this pattern.

3.3 Techniques Guiding the Conjugation of -Re Verbs That Use

The Auxiliary *Etre* In The *Passé Composé* As you were told in Unit nine, majority of verbs in this category form their past participle by replacing the re ending by t or s. But an irregular verb such as naître has né as its past participle. You could note that this grouping of verb is not common in the category of verbs that take auxiliary être.

Example could be seen in descendre whose past participle is descendu.

(a) Descendre - (to come down)
Je suis descendu(e) (I came down)
Tu es descendu(e) (You came down)

Il est descendu (He came down)
Elle est descendue (She came down) Nous sommes descendu(e)s (We came down) Vous êtes descendu(e)s (You came down)
Ils sont descendus (They came down)
Elles sont descendues (They came down)

3.4 Techniques Guiding the Conjugation of Ir/Oir Verbs that Use The Auxiliary 'Etre' in The 'Passe Compose'

As you were told in Unit nine, majority of verbs, apart from the er verbs are irregular; this irregularity also affects the formation of their past participle. While a verb like sortir has sorti, partially following the er verbs pattern to form its past participle, the same could not be said of venir whose past participle is venu. You are therefore strongly advised to memorise the irregular past participle as you acquire your vocabularies.
Here are some examples of conjugation:

(a) Sortir - to go out
Je suis sorti(e) (I went out)
Tu es sorti(e) (You went out)
Il est sorti (He went out)
Elle est sortie (She went out) Nous sommes sorti(e)s (We went out)
Vous êtes sorti(e)s (You went out)
Ils sont sortis (They went out)
Elles sont sorties (They went out)
Note: Verbs ending with -ir such as sortir (to go out), ressortir (to go out again), partir (to go), repartir (to go again) are conjugated following this pattern.

(b) Venir - to come
Je suis venu(e) (I came)
Tu es venu(e) (You came)
Il est venu (He came)
Elle est venue (She came) Nous sommes venu(e)s (We came) Vous êtes venu(e)s (You came)
Ils sont venus (They came)
Elles sont venues (They came)

Note: Verbs ending with -ir verbs such as venir (to come) and all other verbs that have something to do with venir like advenir, provenir, devenir etc, are conjugated following this pattern.

SELF ASSESSMENT EXERCISE
Conjugate the following verbs in the 'passe compose': partir, retourner, revenir**.**

4.0 Conclusion

In this unit, you were taught the rules governing the conjugation of verbs that use the auxiliary *être* in the *passé composé*. You have also learnt how to conjugate the auxiliary *être*, how to identify the past participle of er, re ir and oir verbs and how to conjugate those verbs in that tense. We believe that by now you can conjugate most verbs that use the auxiliary *être* into *passé composé*.



5.0 Summary

With the solid foundation you got through the simplified presentation of the conjugation in the *présent de l'indicatif* (in Units two to five) and the techniques of conjugating in the *future simple (*in Unit six to eight) as well as the method of conjugating verbs with the auxiliary *avoir* in the *passé compoée* (Unit nine), this Unit ten has gone further in the conjugation techniques by focusing on the conjugation verbs that use the auxiliary *être* in the *passé compose* tense.

6.0 Tutor Marked Assignments

Conjugate the following verbs in the *passé composé*:

a. Revenir,
b. Aller,
c. Retomber,
d. Rentrer,
e. Partir,
f. Resortir,
g. Retourner,
h. Renaître,
i. Devenir,
j. Descendre.



7.0 References /Further Readings

Ade Ojo, Samuel (2002): *A comprehensive Revison Handbook of French Grammar.* Ibadan: Signal Educational Services Ltd.

Adeleke, Joseph (2014): *A Short French Grammar, 2nd edition,* Gad Press and Ventures Ltd, Lagos, 2010.

Akeusola, Olu (1995): *French grammar for Anglophone Students*, Tobak Publishers, Lagos.

Akeusola, Olu (2004): B*asic French Grammar for beginners,* Tobak Publishers, Lagos.

Bescherelle (1990) : *La Conjugaison 12,000 Verbes*, Paris, Hâtier.

Beschrelle (1992) : *Junior : Grammaire, Orthographe grammatical d'Usage, Conjugaison, Vocabulaire*. Paris: Hâtier, 1992.

Eruanga, Oluremi (2018): *A New Approach to Contemporary French*. Lagos: Ocean Gate Books Consult.

Glaud, Ludivine ; Lannier, Muriel & Loiseau, Yves (2015) : *Grammaire essentielle du français A1*-A2. Paris: Editions Didier.

Lee, Wendy et al. (2004): *Collins Easy Learning French Grammar*. Glasglow: Harper Collins.

Module 3

Unit 1 Conjugation of impersonal and reflexive verbs in the *passé composé*
Unit 2 Rules of agreement in the *passé composé*
Unit 3 Conjugation of verbs ending with er and other regular verbs in *l'imparfait*
Unit 4 Conjugation of irregular verbs in the present de *l'imparfait*
Unit 5 Conjugation of impersonal and reflexive verbs in ***l'imparfait***

UNIT 1 CONJUGATION OF IMPERSONAL AND REFLEXIVE VERBS IN THE *PASSÉ COMPOSÉ*

Contents

1.0 Introduction
2.0 Objectives
3.0 Main Contents
  3.1 General techniques guiding the conjugation of Impersonal verbs in the *passé composé*
  3.2 General techniques guiding the conjugation of Reflexive verbs in the *passé composé*
4.0 Conclusion
5.0 Summary
6.0 Tutor Marked Assignment
7.0 References /Further Readings



1.0 Introduction

TIn this unit, you will be taught the technique of conjugation of Impersonal and Reflexive verbs into *passé composé*. You will also learn about the easier techniques which a French grammar learner like you could apply in conjugating French Impersonal and Reflexive verbs into *passé composé*. Like we said it in Units five and eight, impersonal, as well as reflexive verbs are common in French language. You will see them ending with either er, re, ir or even oir. Remember that the knowledge you have gained from other Units, most especially Units two to ten will be useful in this Unit. What we will do mostly in this unit is to teach you the peculiarities of these verbs so that you could apply your already gained knowledge in the *passé composé* conjugation of simple er, re, ir and oir verbs to them thus conjugating them correctly.

Therefore, you are urged you to read attentively the rudiments, techniques and methods of conjugating French Impersonal and Reflexive verbs into *passé compose* as they will be taught here.



2.0 Learning Out Come

By the end of this unit, you should be able to:

- Identify and list French Impersonal verbs.
- Identify and list the French Reflexive verbs
- Explain the peculiarities of these two verbs.
- Conjugate the two types verbs into *passé composé*

You are now invited to follow the method of conjugation of the two sets of irregular verbs into '*passé composé*'.



3.0 Main Contents

3.1 General Techniques Guiding the Conjugation of

Impersonal Verbs into Passe Compose as you were told in Units five and eight, Impersonal verbs are verbs that cannot be conjugated in all the numerous persons and classes, such as first, second, third persons, singular and plural, like others verbs. They are verbs that are not used to describe human beings' actions. And since they refer to abstract things, they can only be conjugated using the 3rd person singular form. Even their conjugation into the singular form of the third person is limited to masculine personal pronoun, il, alone. This explanation is to let you know that you cannot use the feminine form of the third person singular to conjugate such verbs. This type of conjugation is only done for impersonal verbs alone!

When you want to conjugate impersonal verbs in the *passé composé*, you should adopt the *passé composé* rules as applicable to verbs with auxiliary *avoir* or *être* at the third person singular level only. The *passé composé* rules for this type of verbs could then be modified as follow:

Third person singular of auxiliary *avoir* or *être* plus the past participle of the verb concerned.

The implication of this rule is that there are some of these verbs that are conjugated with the auxiliary *avoir* while very few others are conjugated

with the auxiliary *etre.* The verb *venir,* as well as reflexive verbs in this category, such as *advenir* and *s'agir (de)* are conjugated with the auxiliary *être,* while a lot of other impersonal verbs are conjugated with auxiliary *avoir.* Examples could be found in:

a. Pleuvoir . to rain
Il a plu
b. Falloir . to be necessary
Il a fallu
c. Advenir . to happen Il est advenu
d. S誕gir de . to be about Il s'est agi de
e. Brûmer . to mist (hazy)
Il a brumé
f. Venter . to blow wind Il a venté

3.2 General Techniques Guiding the Conjugation Of Reflexive or Pronominal Verbs into Passe Compose As we explained in

Units five and eight, Reflexive verbs are what the French grammarian call "Les verbes pronominaux' hence our calling them reflexive or pronominal verbs in English so as to facilitate the ease of reference for French learners like you. They are verbs used to refer to an action that the subject does to himself/herself. In a situation whereby you want account for an action that you do to yourself or the action that another person does to himself or herself, you express this action through the use of reflexive or pronominal verbs in French grammar.

When conjugating these verbs into *passé composé,* they take additional (direct/personal) pronoun in their conjugation. The pronouns me te se nous vous and se are used to mark the reflexive or pronominal actions of the verbs. The *passé composé* rules are then applicable to these doubled pronouns. In line with the *passé composé* rules on to reflexive verbs, the rule allows such verbs to be conjugated with only auxiliary *être* as follows: auxiliary *être* that is preceded by the two personal pronouns plus the past participle of the verb concerned.

For example, if the subject or the speaker wants to say that *I bathed myself,* he would say: *Je me suis lavé(e).*

NOTE: Please note that apart from the introduction of another reflexive pronoun of the same person and grammatical class with that of the subject (personal pronoun) that you will insert so as to denote that action of reflexive in the sentence, you will be also expected to bring into use your knowledge of conjugation of er, re, ir, oir into *passé composé* that

you have acquired in Units nine and ten. Now, let is take some examples of conjugation of reflexive verbs in the 'passe compose'

a) Se laver . to take one's bath
Je me suis lavé(e) . I bathed myself
Tu t'es lave(e) . You bathed yourself Il s'est lave . He bathed himself
Elle s'est lavee . She bathed herself
Nous nous sommes lavé(e)s . we bathed ourselves Vous vous êtes lavé(e)s . you bathed yourselves Ils se sont lavés . They bathed themselves Elles se sont lavées . They bathed themselves

(b) Se taire . to keep quiet
Je me suis tu(e) . I kept quiet. Tu t'es tu(e) . You kept quiet. Il s'est tu . He kept quiet.
Elle s'est tue . She kept quiet.

Nous nous sommes tu(e)s . we kept quiet. Vous vous êtes tu(e)s . you kept quiet.

Ils se sont tus . They kept quiet. Elles se sont tues . They kept quiet.

(a) Se convertir . to convert oneself Je me suis converti(e) . I converted myself Tu t'es converti(e) . You converted yourself Il s'est converti . He converted himself

Elle s'est convertie . She converted herself
Nous nous sommes converti(e)s . we converted ourselves Vous vous êtes converti(e)s . you converted yourselves Ils se sont convertis . They converted themselves Elles se sont converties . They converted themselves

(b) S'asseoir . to take one's seat
Je me suis assis(e) . I sat down Tu t'es assis(e) . You sat down Il s'est assis . He sat down Elle s'est assise . She sat down

Nous nous sommes assis(e)s . we sat down Vous vous êtes assis(e)s . you sat down
Ils se sont assiss . They sat down Elles se sont assises . They sat down

(c) S'appeler . to call oneself
Je me suis appelé(e) . I was called/ I called myself
Tu t'es appele(e) . You were called/ you called yourself Il s'est appele . He was called/ He called himself
Elle s'est appelee . She was called/ She called herself

Nous nous sommes appelé(e)s . we were called/ We called ourselves
Vous vous êtes appelé(e)s . You were called/ You called yourselves Ils se sont appelés . They were called/ They called themselves
Elles se sont appelées . They were called/ They called themselves

SELF ASSESSMENT EXERCISE
Conjugate the following verbs into passé composé: Se voir, se venter, se regarder

4.0 Conclusion

In this unit, you have been taught, the rules governing the conjugation of Impersonal and Reflexive verbs into '*passé composé*'. As you should have discovered, the impersonal verb is a verb that you can only conjugate with third person masculine pronoun in the *passé composé* thus making the verb to refer to inanimate things that are not human beings. With the conjugation method and technique explained in this Unit, we are convinced that the complication in understanding the *passé composé* form of impersonal and reflexive verbs, which would have been a problem to French learners like you would have been alleviated. By now we believe that you can conjugate French impersonal and reflexive verbs into *passé composé*.



5.0 Summary

With this Unit focusing on the conjugation of impersonal and reflexive verbs into *passé composé*, we have completed the cycle of conjugation of French verbs into *passé composé*. What is left now is to teach the agreement rules of the *passé composé* . This is what we will treat in Unit twelve. Having gone this far in the conjugation of verbs into '*passé composé*', we are sure that you must have been adequately informed in all these eleven units on the basic techniques of how to conjugate different verbs into ***'présent de l'indicatif', futur simple*** **and the** ***passé composé.***

6.0 Tutor Marked Assignments

Conjugate the following verbs into *passé composé*:

a. Advenir,
b. Se voir,
c. Se taire,
d. S'offrir,

e. falloir,
f. pleuvoir,
g. venter,
h. S'agir,
i. Se lever,
j. Se comprendre.

7.0 References /Further Readings

Ade Ojo, Samuel (2002): *A comprehensive Revison Handbook of French Grammar.* Ibadan: Signal Educational Services Ltd.

Adeleke, Joseph (2014): *A Short French Grammar, 2nd edition*, Gad Press and Ventures Ltd, Lagos, 2010.

Akeusola, Olu (1995): *French grammar for Anglophone Students*, Tobak Publishers, Lagos.

Akeusola, Olu (2004): B*asic French Grammar for beginners*, Tobak Publishers, Lagos.

Bescherelle (1990) : *La Conjugaison 12,000 Verbes*, Paris, Hâtier.

Beschrelle (1992) : *Junior : Grammaire, Orthographe grammatical d'Usage, Conjugaison, Vocabulaire*. Paris: Hâtier, 1992.

Eruanga, Oluremi (2018): *A New Approach to Contemporary French*. Lagos: Ocean Gate Books Consult.

Glaud, Ludivine ; Lannier, Muriel & Loiseau, Yves (2015) : *Grammaire essentielle du français A1*-A2. Paris: Editions Didier.

Lee, Wendy et al. (2004): *Collins Easy Learning French Grammar*. Glasglow: Harper Collins.

UNIT 2 THE RULE OF AGREEMENT (ACCORD) IN THE PASSÉ COMPOSÉ

Contents

1.0 Introduction
2.0 Objectives
3.0 Main Contents
    3.1 General techniques guiding the Agreement of *passé compose*
    3.2 Agreement of 'Passe Compose'
4.0 Conclusion
5.0 Summary
6.0 Tutor Marked Assignment
7.0 References /Further Readings



1.0 Introduction

In this unit, you will be taught the techniques of the Agreement (Accord) of *passé compose.* You will also learn about the techniques which a French grammar learner like you could apply in identifying areas that need the Agreement of *passé composé* when writing in French.

You will recall that we introduced you into the world of conjugation of verbs into *passé composé* in Unit 9 where you were initiated into the method of conjugation of verbs with auxiliary *avoir* int *passé compose*.

In Unit 10 we also taught you the method of conjugating verbs with auxiliary *être* in *passé composé.* In this Unit, we would teach you about the Agreement of *passé composé* in French grammar.

Just like we explained in Units nine and ten, any action that has taken place in the past, before the time that you are reporting the action, is expressed in French through *passé composé.*

In as much as we will be talking about the rules of agreement of *passé composé* here, it is a methodical development on various conjugations of verbs that you have learned. The knowledge you have gained from other

Units, most especially Units two to eleven will also be useful in this Unit.

Therefore, we implore you to learn the rudiments, techniques and methods of the agreement rules of *passé composé* in French grammar as they will be taught here.



2.0 Learning Out Come

On successful completion of this unit, you should be able to:

- Identify the grammatical level of French *passé composé* that needs agreement.
- Identify the French lexical items with which the agreement could be applied.
- Effectively accord these agreements correctly when conjugating or writing in French.

You are now invited to follow the explanation on the method of agreement of '*passé 79ompose*'.



3.0 Main Contents

3.1 General Techniques Guiding the Agreement of

Passe Compose Like we said in Units nine to eleven as well as our introduction to this unit, we use *passé composé* to express actions that are done in the past, any action that has been done in the past, before the time that you are reporting the action. R ememb e r t h a t t h a t t h e c onjugation of *passé composé* is different from that of the conjugations of *présent de l'indicatif* and *future simple.* Whereby their conjugation centres on the single major verb, the conjugation of verbs into *passé composé* entails the usage of an auxiliary and the past participle of the main verb.

Remember also that the general rule we provided in Units 9 and ten says that you add, the past participle of the verb you want to conjugate, to the present tense of the auxiliary avoir or être (as the case may be): Auxilliaire avoir ou être + participle passé du verbe concerné. We also explained the rationale behind the choice of auxiliary to be used with one particular verb or the other by providing a possible solution to your 'could be' problem by saying that the following verbs when they are to be conjugated, should take auxiliary être: Aller (to go), descendre (to come down), rester (to rest), monter (to climb), tomber (to fall), naître (to be born), sortir (to go out), partir (to go) venir (to come), so also all

other verbs that have something to do with venir like advenir, provenir, devenir etc, entrer (to enter), rentrer (to enter again), arriver (to come/arrive), retourner (to return). Most other verbs, apart from these ones and their variants, are conjugated with auxiliary 'avoir'.

You were also taught that additional the vowel e or consonant s or both es are added to the ending of some past participle when you use the auxiliary être. We tried to explain then that the French grammatical rules compel all the verbs that take auxiliary être to agree with gender and the number of the Subject (either pronoun or noun) that precedes it. It is the combination of these agreement rules that we would like to teach in this unit.

3.2 AGREEMENT OF 'PASSE COMPOSE'

1. There must be no agreement in between the subject and the past participle if the auxiliary avoir is used in a direct and simple sentence: Example:

- J'ai mangé de la viande.

2. But in a situation where the compliment of the direct object comes before the verb that has avoir as its auxiliary verb in the 'passe compose', the past participle of this main verb must agree in gender and in number with the object. The feminine object therefore introduces an additional to the ending of the past participle while the plurality is marked by an additional s (if it is masculine plural) or additional es (if it is feminine

plural): Examples!

3. -- La viande que j'ai mangee.
-- Les livres que vous m'avez donnés.
-- j'ai vu des filles. = Je les ai vues.

4. When an auxiliary 'etre' is used, the past participle must agree in gender and in number with the subject. The feminine subject introduces an additional e to the ending of the past participle while the plurality is marked by an additional s (if it is masculine plural) or additional es (if it is feminine plural):

-- Il est parti. = Elle est partie.
-- Elles sont sorties. = Ils sont sortis.
-- Nous sommes sorti(e)s.

5. Pronominal or reflexive verbs will agree in gender and in number if the reflexive pronoun used with the verb has its antecedent in the (main) subject thus referring to the subject also:

---Yetunde s'est lavee.
-- Nous nous sommes lavés./ Nous nous sommes lavées.

6. But there will be no agreement if the action is not referring to the subject but to a direct object placed after the past participle of the sentence:

---Elle s'est lavé la main.
-- Elles se sont lavé les vêtements.

7. In a situation where the compliment of direct object 'en' comes before the auxiliary *avoir* there will be no accord:
-- Les hommes celebres, j'en ai connu.

8. The past participle of the verb faire (fait) followed by an infinitive does not agree in gender and in number with the subject, nor with the object:

-- Je les ai fait comprendre

9. The past participle of verbs like couru, coûté, valu are invariable when they are used in their real sense but they agree in gender and in number when they are used in a figurative sense:

-- Les cinq Naira que ce pantalon m'a coute.
-- Les efforts que ce travail m'a coutes.
-- Combien de Kilomètres avez-vous couru avant de le rattraper?
-- Combien de commissions avez-vous courues pour le Président?
--- Ce sont les dix Naira que ce travail a valu.
--- Vous pensez que ma vie n'a value que celle de chien?

SELF ASSESSMENT EXERCISE

Rewrite the following sentences by conjugating the verbs in the them into 'passe compose' by laying emphasis on the agreement (accord) where necessary.

1. les branches (rayer) ma voiture. .
2. ils (bondir) de joie lorsqu'ils (savoir) leur note. .
3. j'(commencer) a realiser un herbier. .
4. mes grands-parents (aller) en Iran ; ils m'(rapporter) un vase craquele. .

5. l'equipe de France (triompher) en demi-finale.

Possible answer :

1 les branches ont rayé ma voiture. .
2. ils ont bondi de joie lorsqu'ils ontsu leur note. .
3. j'ai commencé à réaliser un herbier. .
4. mes grandsparents son talles en Iran ; ils m'ont rapporte un vase craquele. .
5. L'equipe de France a triomphe en demi-finale.

4.0 Conclusion

You have been taught, in this unit, the rules governing the agreement of *passé composé*. You have also been told of how to recognize the sentences that need the grammatical agreement of *passé composé*. We believe by now you can accord the agreement rules of *passé composé*.



5.0 Summary

Having taught you the conjugations of verbs through the simplified presentation of conjugation of *présent de l'indicatif* in Units two to five and the techniques of conjugation of *future simple* in Unit six to eight as well as the method of conjugation verbs with auxiliaries *avoir* and *être* into *passé compose* that we taught in Units nine to eleven, this Unit twelve has gone further in the conjugation techniques by tackling the agreement of *passé composé.* We believe by now that you can accord the agreement when you stumble on them in French language structure.

6.0 Tutor Marked Assignments

Accord the *passé composé* to these sentences where necessary:

a. Fatima a mangé de la viande.
b. Voilà la viande que Fatima a mangé.
c. Funsho et Yetunde se sont lavé.
d. Ils se sont lavé les vêtements.
e. Les femmes célèbres, j'en ai connu.
f. Olu les a fait comprendre.
g. Les dix Naira que cette chemise m'a coûté.
h. Les efforts que ce travail m'a coûté.
i. Combien de Kilomètres as-tu couru avant de le rattraper?
j. Combien de commissions as-tu couru pour le Président?

7.0 References And Other Resources

Ade Ojo, Samuel (2002): *A comprehensive Revison Handbook of French Grammar.* Ibadan: Signal Educational Services Ltd.

Adeleke, Joseph (2014): *A Short French Grammar, 2nd edition*, Gad Press and Ventures Ltd, Lagos, 2010.

Akeusola, Olu (1995): *French grammar for Anglophone Students*, Tobak Publishers, Lagos.

Akeusola, Olu (2004): B*asic French Grammar for beginners*, Tobak Publishers, Lagos.

Bescherelle (1990) : *La Conjugaison 12,000 Verbes*, Paris, Hâtier.

Beschrelle (1992) : *Junior : Grammaire, Orthographe grammatical d'Usage, Conjugaison, Vocabulaire*. Paris: Hâtier, 1992.

Eruanga, Oluremi (2018): *A New Approach to Contemporary French*. Lagos: Ocean Gate Books Consult.

Glaud, Ludivine ; Lannier, Muriel & Loiseau, Yves (2015) : *Grammaire essentielle du français A1*-A2. Paris: Editions Didier.

Lee, Wendy et al. (2004): *Collins Easy Learning French Grammar*. Glasglow: Harper Collins.

UNIT 3 CONJUGATION OF ER AND OTHER REGULAR VERBS INTO L'IMPARFAIT

Contents

1.0 Introduction
2.0 Objectives
3.0 Main Contents
3.1 General techniques guiding the conjugation of -er and other regular verbs to *L'imparfait.*
4.0 Conclusion
5.0 Summary
6.0 Tutor Marked Assignment
7.0 References /Further Readings



1.0 Introduction

In this unit, you will be taught the method of conjugating er and other regular verbs into *l'imparfait*. We hope to teach you about the easier techniques which a French grammar learner like you could apply in conjugating of -er and other regular verbs into *l'imparfait*. You will recall that in the last twelve units we have been talking about the conjugation of verbs into *présent de l'indicatif, futur simple* and *passé composé*. The significance of that is that we have been teaching you how to conjugate French verbs to express actions that one is doing at present, doing in the future and one is doing in past.

We have now got to a stage whereby you have to learn how to express actions that we do in the past but in a continuous manner; that is to describe what one has the habit of doing in the past. *L'imparfait* could be translated as past continuous tense in English. We implore you to learn the rudiments, techniques and methods of conjugating er and other regular verbs into *l'imparfait* as they will be taught here.



2.0 Learning Out Come

By the end of this unit, you should be able to:

- Identify *l'imparfait* Stem/Radical of -er and other regular verbs
- Identify the ending/terminaison of er verbs and other regular verbs in the *imparfait.*

- Identify the *l'imparfait* morphemes (suffixation) with which the endings could be replaced thus facilitating grammatically correct conjugation *l'imparfait* tense
- Conjugate -er and other regular verbs in the *l'imparfait* tense.

You are now invited to follow the method of conjugation er and other regular verbs into *l'imparfait.*



3.1 General Techniques Guiding The Conjugation Of -Er And Other Regular Verbs Into L'imparfait

As we have told you in the introduction to this unit, *l'imparfait* could be translated as past continuous tense in English. It is used to express any action that is done in a past continuous manner or that one has the habit of doing in the past. When you want to talk about what you have done or what you usually do in the past, you use the *l'imparfait* tense.
Just like in the conjugation of *présent de l'indicatif,* there are slight

differences in the conjugation of this tense with the different types of verbal groupings. It is in realization of these dissimilarities in their conjugation that we decided to teach the conjugation -er and other regular verbs into *l'imparfait* in this Unit.

To conjugate -er and other regular verbs, such as parler, into *l'imparfait,* you will first of all identify the infinitive of the verb concerned (e.g. parler), you should also know how the verb is conjugated into *présent de l'indicatif.* It is at the level of the 1st person plural (nous) of the said conjugation that you will pick the stem of the verb concerned (parl). You then drop its usual *ons* ending, added to it before, so as to add the following endings (ais, ais, ait, ions, iez, aient) to this new special stem/radical:

ais for 1st person singular ais for 2nd person singular
ait for 3rd person singular ions for 1st person plural iez
for 2nd person plural aient for 3rd person plural
Parler- Nous parl/ons
Je parlais (I was speaking)
Tu parlais (You were speaking)
Il/Elle parlait (He/She was speaking)
Nous parlions (We were speaking)
Vous parliez (You were speaking) Ils/Elles
parlaient (They were speaking)
Manger - Nous mange/ons
Je mangeais (I was eating)

Tu mangeais (You were eating)
Il/Elle mangeait (He/She was eating)
Nous mangions (We were eating)
Vous mangiez (You were eating) Ils/Elles
mangeaient (They were eating)

Note: We dropped the vowel e before i in the 1st and 2nd person plural forms because the vowel i could perform the same function of softening the ‘g’ as does by the vowel e).

Let us then follow these patterns to conjugate some -er verbs into the *l’imperfait:*

a. Nager - to swim
ais for 1st person singular = Je nageais
ais for 2nd person singular = Tu nageais ait
for 3rd person singular = Il/Elle nageait
ions for 1st person plural = Nous nagions iez
for 2nd person plural = Vous nagiez
aient for 3rd person plural = Ils/Elles
nageaient

b. Commencer
ais for 1st person singular = Je commençais
ais for 2nd person singular = Tu commençais
ait for 3rd person singular = Il/Elle commençait ions for 1st
person plural = Nous commençions
iez for 2nd person plural = Vous
commençiez
aient for 3rd person plural = Ils/Elles
commençaient

c. Aimer
ais for 1st person singular = J’aimais
ais for 2nd person singular = Tu aimais
ait for 3rd person singular = Il/Elle aimait ions for 1st person
plural = Nous aimions iez
for 2nd person plural = Vous aimiez
aient for 3rd person plural = Ils/Elles aimaient

d. Appeler
ais for 1st person singular = J’appelais
ais for 2nd person singular = Tu appelais
ait for 3rd person singular = Il/Elle appelait ions for 1stperson
plural = Nous appelions iez

for 2nd person plural = Vous appeliez
aient for 3rd person plural = Ils/Elles
appelaient

SELF ASSESSMENT EXERCISE
Conjugate the following verbs into "L'imparfait".

a) Renvoyer
b) Blaguer
c) Parler.

4.0 Conclusion

In this Unit, we have taught you the rules governing the conjugation of -er and other regular verbs into *l'imparfait*. You have also been told how to get the special stem/radical with which you could conjugate this tense.
We believe by now you can conjugate er and other regular verbs into *l'imparfait*.



5.0 Summary

Having taught you the conjugations of verbs through the simplified presentation of conjugation of *présent de l'indicatif* in Units two to five and the techniques of conjugation of *future simple* in Unit six to eight as well as the method of conjugation of verbs into *passé compose* that we taught in Units nine to eleven, this Unit thirteen has gone further in the conjugation techniques by introducing you into the world of conjugation of *l'imparfait* in French grammar.

6.0 Tutor Marked Assignments

1. Conjugate the following verbs into *l'imparfait*:
a. Aller,
b. Rudoyer,
c. Monter,
d. Nager,
e. Recommencer,
f. Renvoyer

7.0 References And Other Resources

Ade Ojo, Samuel (2002): *A comprehensive Revison Handbook of French Grammar*. Ibadan: Signal Educational Services Ltd.

Adeleke, Joseph (2014): *A Short French Grammar, 2nd edition*, Gad Press and Ventures Ltd, Lagos, 2010.

Akeusola, Olu (1995): *French grammar for Anglophone Students*, Tobak Publishers, Lagos.

Akeusola, Olu (2004): B*asic French Grammar for beginners*, Tobak Publishers, Lagos.

Bescherelle (1990) : *La Conjugaison 12,000 Verbes*, Paris, Hâtier.

Beschrelle (1992) : *Junior : Grammaire, Orthographe grammatical d'Usage, Conjugaison, Vocabulaire*. Paris: Hâtier, 1992.

Eruanga, Oluremi (2018): *A New Approach to Contemporary French*. Lagos: Ocean Gate Books Consult.

Glaud, Ludivine; Lannier, Muriel & Loiseau, Yves (2015) : *Grammaire essentielle du français A1*-A2. Paris: Editions Didier.

Lee, Wendy et al. (2004): *Collins Easy Learning French Grammar*. Glasglow: Harper Collins.

UNIT 4 CONJUGATION OF IRREGULAR VERBS INTO *L'IMPARFAIT*

Contents

1.0 Introduction
2.0 Objectives
3.0 Main Contents
  3.1 General techniques guiding the conjugation of irregular verbs to *l'imparfait*
  3.2 Conjugation of -re verbs to *l'imparfait*
  3.2. Conjugation of -ir/-oir verbs to *l'imparfait.*
4.0 Conclusion
5.0 Summary
6.0 Tutor Marked Assignment
7.0 References and Other Resources



1.0 Introduction

You will recall that in Unit Thirteen, we taught you the method of conjugation of er and other regular verbs into *l'imparfait.* In this unit, you will be taught how to conjugate irregular verbs into *l'imparfait*. Like we did in the previous unit, we hope to teach you about the easier techniques which a French grammar learner like you could apply in conjugating French irregular verbs into *l'imparfait*.

Like we told you in Unit thirteen, we have now got to a stage whereby you have to learn how to express actions that we do in the past but in a continuous manner: what one has the habit of doing in the past. *l'imparfait* could be translated as past continuous tense in English. It is used to express any action that is done in the past but in a continuous manner. We then implore you to learn the rudiments, techniques and methods of conjugating ir and other irregular verbs into *l'imparfait* as they will be taught here.



2.0 Learning Out Come

By the end of this unit, you should be able to:

- Identify the *l'imparfait* Stem/Radical of the irregular verbs
- Identify the *l'imparfait* ending/terminaison of irregular verbs

- Identify the *l'imparfait* morphemes (suffixation) with which the endings could be replaced thus facilitating grammatically correct conjugation *l'imparfait* tense
- Conjugate irregular verbs in the 'imparfait' tense.

You are now invited to follow the method of conjugation of irregular verbs into *l'imparfait*.



3.0 Main Contents

3.1 General Techniques Guiding the Conjugation of Re and Other

Regular Verbs into L'imparfait Like we have told you in unit thirteen, *l'imparfait* could be translated as past continuous tense in English. Remember that we use it to express any action that is done in a past continuous manner or that one has the habit of doing in the past.

You will recall that in Unit thirteen, we have treated how to conjugate -er and other regular verbs into *l'imparfait.* If you recall very well in our

Unit One where we told you that verbs in French language could be divided into three groups according to their endings. And if we have treated the conjugation of er and other regular verbs into *l'imparfait* in Unit thirteen, the onus is then on us in this unit to treat the conjugation of re, ir/oir into *l'imparfait.* It is the combination of verbs with re, ir/oir endings that we put together to be treated as irregular verbs in this unit.

3.2 Conjugation of Verbs Ending With -Re Into L'imparfait Just like

we said in Unit thirteen, when you want to conjugate verbs ending with -re and other irregular into *l'imparfait*, you should first identify the infinitive of the verb concerned, you should also know how the verb is conjugated into *présent de l'indicatif*. It is at the level of the 1st person plural (nous) of the said conjugation that you will pick the stem of the verb concerned. You then drop its usual *ons* ending, added to it before, so as to add the following endings (ais, ais, ait, ions, iez, aient) to this new special stem/radical:

ais for 1st person singular ais for 2nd person singular
ait for 3rd person singular ions for 1st person plural iez
for 2nd person plural aient for 3rd person plural

Prendre = Nous pren/ons
Je prenais
Tu prenais
(I was taking)
(You were taking)
Il/Elle prenait (He was taking)
Nous prenions (We were taking)
Vous preniez (You were taking) Ils/Elles
prenaient (They were taking)

Let us then follow these patterns to conjugate some -re verbs into the *l'imparfait:*
a. Battre (to beat) = Nous batt/ons
ais for 1st person singular = Je battais
ais for 2nd person singular = Tu battais
ait for 3rd person singular = Il/Elle battait ions for 1st person
plural = Nous battions iez
for 2nd person plural = Vous battiez
aient for 3rd person plural = Ils/Elles battaient
Note : The conjugation of débattre, combattre, mettre, soumettre, etc, follow this pattern.

b. Craindre (to be afraid/to fear)
ais for 1st person singular = Je craignais
ais for 2nd person singular = Tu craignais
ait for 3rd person singular = Il/Elle craignait ions for 1stperson
plural = Nous craignions iez
for 2nd person plural = Vous craigniez
aient for 3rd person plural = Ils/Elles
craignaient

Note : The conjugation of joindre, peindre, plaindre, contraindre, etc, follow this pattern.

c. Convaincre (to convince)
ais for 1st person singular = Je convainquais
ais for 2nd person singular = Tu convainquais
ait for 3rd person singular = Il/Elle convainquait
ions for 1st person plural = Nous convainquions
iez for 2nd person plural = Vous convainquiez
aient for 3rd person plural = Ils/Elles convainquaient
Note: convaincre follows the same pattern

d. Faire (to do/to make)
ais for 1st person singular = Je faisais

ais for 2nd person singular = Tu faisais
ait for 3rd person singular = Il/Elle faisait
ions for 1st person plural = Nous faisions
iez for 2nd person plural = Vous faisiez
aient for 3rd person plural = Ils/Elles faisaient
Note : The conjugation of défaire, refaire etc, follow this pattern.

e. Etre (to be)
ais for 1st person singular = J'etais
ais for 2nd person singular = Tu étais
ait for 3rd person singular = Il/Elle était ions for 1st person
plural = Nous étions iez
for 2nd person plural = Vous étiez
aient for 3rd person plural = Ils/Elles étaient

Note : We would like you to note that *être* is the only Known verb that does not follow this general rule of conjugation into *l'imparfait.)*

3.3 Conjugation of Verbs Ending With -Ir/-Oir into L'imparfait Just

like we said above, when you want to conjugate ir and other oir verbs into *l'imparfait*, you should identify the infinitive of the verb concerned, you should also know how the verb is conjugated into *présent de l'indicatif*. It is at the level of the 1st person plural (nous) of the said conjugation that you will pick the stem of the verb concerned. You then drop its usual *ons* ending, added to it before, so as to add the following endings (ais, ais, ait, ions, iez, aient) to this new special stem/radical:

a. Finir (to finish) = Nous finiss/ons
ais for 1st person singular = Je finissais
ais for 2nd person singular = Tu finissais
ait for 3rd person singular = Il/Elle finissait ions for 1stperson
plural = Nous finissions iez
for 2nd person plural = Vous finissiez
aient for 3rd person plural = Ils/Elles finissaient

b. Tenir (to finish) = Nous ten/ons
ais for 1st person singular = Je tenais
ais for 2nd person singular = Tu tenais
ait for 3rd person singular = Il/Elle tenait ions for 1st person
plural = Nous tenions iez
for 2nd person plural = Vous teniez
aient for 3rd person plural = Ils/Elles tenaient
Note: The conjugation of most -ir verbs such as venir, sentir, vêtir etc,

follow this pattern.

c. Avoir (to have) = Nous av/ons
ais for 1st person singular = J'avais
ais for 2nd person singular = Tu avais
ait for 3rd person singular = Il/Elle avait ions
for 1st person plural = Nous avions iez
for 2nd person plural = Vous aviez
aient for 3rd person plural = Ils/Elles avaient

d. Voir (to have) = Nous voy/ons
ais for 1st person singular = Je voyais
ais for 2nd person singular = Tu voyais
ait for 3rd person singular = Il/Elle voyait
ions for 1st person plural = Nous voyions
iez for 2nd person plural = Vous voyiez
aient for 3rd person plural = Ils/Elles voyaient

e. Devoir (to be obliged/ compelled) = Nous dev/ons
ais for 1st person singular = Je devais
ais for 2nd person singular = Tu devais
ait for 3rd person singular = Il/Elle devait
ions for 1st person plural = Nous devions
iez for 2nd person plural = Vous deviez
aient for 3rd person plural = Ils/Elles devaient

SELF ASSESSMENT EXERCISE
Conjugate the following verbs into "L'imparfait".

i. Prendre,
ii. Courir,
iii. savoir

4.0 Conclusion

In this unit, we have taught you the rules governing the conjugation of -re and other irregular verbs into *l'imperfait*. You have also been told how to get the special stem/radical with which you could conjugate this tense.
We believe by now you can conjugate -re and other irregular verbs into *l'imperfait*.



5.0 Summary

Having taught you the conjugations of verbs through the simplified presentation of conjugation of *présent de l'indicatif* that we have laid for you in Units two to five and the techniques of conjugation of *future simple* that we methodically handled in Unit six to eight as well as the method of conjugation of verbs into *passé compose* that we taught in Units nine to eleven, this Unit fourteen has gone further in the conjugation techniques by introducing you into the method of conjugation of ir and other irregular verbs into *l'imperfait*.

6.0 Tutor Marked Assignments

1. Conjugate the following verbs into *l'imparfait*:
a. savoir,
b. venir,
c. courir,
d. offrir,
e. partir,
f. finir,
g. sortir,
h. pouvoir,
i. valoir,
j. tenir.



7.0 References /Further Readings

Ade Ojo, Samuel (2002): *A comprehensive Revison Handbook of French*
Grammar. Ibadan: Signal Educational Services Ltd.

Adeleke, Joseph (2014): *A Short French Grammar, 2nd edition*, Gad Press
and Ventures Ltd, Lagos, 2010.

Akeusola, Olu (1995): *French grammar for Anglophone Students*, Tobak
Publishers, Lagos.

Akeusola, Olu (2004): B*asic French Grammar for beginners*, Tobak Publishers, Lagos.

Bescherelle (1990) : *La Conjugaison 12,000 Verbes*, Paris, Hâtier.
Beschrelle (1992) : *Junior : Grammaire, Orthographe grammatical d'Usage, Conjugaison, Vocabulaire*. Paris: Hâtier, 1992.

Eruanga, Oluremi (2018): *A New Approach to Contemporary French*. Lagos: Ocean Gate Books Consult.

Glaud, Ludivine; Lannier, Muriel & Loiseau, Yves (2015) : *Grammaire essentielle du français A1*-A2. Paris: Editions Didier.

Lee, Wendy et al. (2004): *Collins Easy Learning French Grammar*. Glasglow: Harper Collins.

UNIT 5 CONJUGATION OF IMPERSONAL AND REFLEXIVE VERBS INTO L'IMPARFAIT

Contents

1.0 Introduction
2.0 Objectives
3.0 Main Contents
  3.1 General techniques guiding the conjugation of Impersonal verbs into *L'imparfait*
  3.2 General techniques guiding the conjugation of Reflexive verbs into *L'imparfait*
4.0 Conclusion
5.0 Summary
6.0 Tutor Marked Assignment
7.0 References /Further Readings



1.0 Introduction

This unit will present to you the technique of conjugating Impersonal and Reflexive verbs into *l'imparfait*. In this unit, you will learn about the easier techniques with which a French grammar learner like you could apply in conjugating French Impersonal and Reflexive verbs into *l'imparfait*. Like we told you in Unit five, these impersonal, as well as Reflexive verbs are common in French language. You will see them as either er, re, ir or even oir verbs. The knowledge you have gained from other units, most especially Units five to fourteen will be useful in this unit. What you will do mostly in this unit is to identify French Impersonal and Reflexive verbs, then apply the peculiarities of these verbs so that you could apply your already gained knowledge in the conjugation of *l'imparfait* of er, re, ir and oir verbs to them thus conjugating them correctly. Therefore, we implore you to learn the rudiments, techniques and methods of conjugating French Impersonal and Reflexive verbs into *l'imparfait* as they will be taught here.



2.0 Learning Out Come

On successful completion of this unit, you should be able to:

- Identify and list French Impersonal verbs.
- Identify and list French Reflexive verbs
- Explain the peculiarities of these two verbs.

- Conjugate the two types of verbs into *l'imparfait*.

You are now invited to follow the method of conjugation of Impersonal and reflexive verbs into '*l'imparfait*'.



3.0 Main Contents

3.1 General Techniques Guiding the Conjugation of

Impersonal Verbs Into L'imparfait Just like we told you in Unit five, Impersonal verbs are verbs that could not be conjugated into numerous persons and classes, such as first, second, third persons, singular and plural form, like the others. They are verbs that could not be used for human beings. And being that they are for abstract things, they could only be conjugated into the 3rd person singular form. Even their conjugation into the third person singular form is limited to masculine personal pronoun, il, alone. We insist that this explanation is to warn you that you cannot use the third person singular of feminine form to conjugate it! We would like to note also that it is not every other verb that you can conjugate using this method. This type of conjugation is only noted for impersonal verbs alone.

Examples could be found in:

a. Pleuvoir . to rain Il pleuvait
b. Falloir . to be necessary Il fallait
c. Advenir . to happen Il advenait
d. S'agir de . to be about Il s'agissait de
e. Brûmer . to mist (hazy)
Il brumait
f. Venter . to blow wind
Il ventait

3.2 General Techniques Guiding The Conjugation Of Reflexive Or

Pronominal Verbs Into L'imparfait Like we said in Unit five, Reflexive verbs are what the French grammarian call "Les verbes pronominaux' hence our calling them reflexive or pronominal verbs in English so as to facilitate the ease of reference for French learners like you. Reflexive or pronominal verbs are verbs used to refer to an action that the subject does to himself/herself. In a situation whereby you want account for an action that you do to yourself or the action that another person does to

himself or herself, you express this action through the use of reflexive or pronominal verbs in French grammar.

In order to conjugate these verbs into *l'imparfait*, this set of verbs takes additional (direct/personal) pronoun in their conjugation. The pronouns me te se nous vous and se are used to mark this action of reflexive or pronominal of the verbs. We then add *l'imparfait* ending to the main verb, as explained in Units 13 and 14. For example, if the subject or the speaker wants to say that *I was bathing myself*, he would say: *Je me lavais*.

NOTE: We would like you to note that in the normal conjugation of the infinitive laver into *l'imparfait*, you are to conjugate it as Je lavais ……. (meaning I was washing …..…) But in the case of reflexive or pronominal action whereby you want to say that you perform the action to yourself, another reflexive pronoun of the same person and grammatical class with that of the subject (personal pronoun) will be inserted to denote that action of reflexive in the sentence, hence the inclusion of the reflexive pronoun, me, in the given example.

a. Se laver . to take one's bath
Je me lavais . I was bathing myself
Tu te lavais . You were bathing yourself
Il/elle se lavait . he/she was bathing himself/herself Nous nous lavions . we were bathing ourselves Vous vous laviez . you were bathing yourselves
Ils se lavaient . They were bathing themselves

b. Se taire . to keep quiet
Je me taisais . I was keeping quiet
Tu te taisait . You were keeping quiet Il/elle se tait . he/she was keeping quiet Nous nous taisions . we were keeping quiet Vous vous taisiez . you were keeping quiet Ils se taisaient . They were keeping quiet

c. Se convertir . to convert oneself
Je me convertissais . I was converting myself
Tu te convertissais . You were converting yourself
Il/elle se convertisait . he/she was converting himself/herself Nous nous convertissions . we were converting ourselves Vous vous convertissiez . you were converting yourselves
Ils se convertissaient . They were converting themselves

(d) S'asseoir . to take one's seat
Je m'assoyais . I was sitting down/taking my seat
Tu t'assoyais . You were sitting down/ taking your seat

Il/elle s'assoyait . he/she was sitting down/ taking him/her seat
Nous nous assoyions . we were sitting down/ taking our seat Vous vous assoyiez . you were sitting down/ taking your seat Ils s'assoyaient . They were sitting down/ taking their seat
Or

(e) S'asseoir . to take one's seat
Je m'assieds . I was sitting down/ taking my seat
Tu t'assieds . You were sitting down/ taking your seat
Il/elle s'assied . he/she was sitting down/ taking him/her seat Nous nous asseyons . we were sitting down/ taking our seat Vous vous asseyez . you were sitting down/ taking your seat Ils s'asseyent . They were sitting
down/ taking their seat

NOTE: We would like you to note that there are two grammatically accepted form of conjugation of the verb *S'asseoir* in French. Whichever
form you chose is correct.

(g) S'appeler . to call oneself
Je m'appelais . I was calling myself (I was called) Tu t'appelais . You were calling yourself
Il/elle s'appelait . He/She was calling himself/herself Nous nous appelions . We were calling ourselves Vous vous appeliez . You were calling yourselves
Ils/elles s'appelaient . They were calling themselves

NOTE: You should please note that the contraction in the conjugation of s'appeler comes as a result of the contact in-between the vowel e of pronouns me, te, se and the infinitive of the verb appeler that has initial vowel a.

SELF ASSESSMENT EXERCISE
Conjugate the following verbs into "L'imparfait".

i. S'offrir,
ii. Se lever,
iii. Brumer

4.0 Conclusion

In this unit, you have been taught the rules governing the conjugation of Impersonal and Reflexive verbs into '*l'imparfait'*. As you should have

discovered, the impersonal verb is a verb that you can only conjugate with third person masculine pronoun thus making the verb to refer to inanimate things that are not human beings. You have been taught also that a reflexive verb refers to an action that the subject does to himself. With the method that we used in simplifying the explanation in this unit, we are convinced that the complication in understanding the impersonal and reflexive verbs, which is a common problem to French learners like you would have been alleviated. By now we believe you can conjugate impersonal and reflexive verbs into *l'imparfait* in French.



5.0 Summary

With this unit tackling the conjugation of impersonal and reflexive verbs into *l'imparfait*, we have completed the cycle of conjugation of verbs into *l'imparfait* in French. In consonance with our general classification of verbs and what to expect in the course that we did in our Guide, we are now moving from simple conjugation to fairly complex ones. But no matter their difficulties, the moment you read what has been taught earlier and you follow the step by step of our presentation, we believe you will easily catch up with whatever we are going to teach in subsequent units.

6.0 Tutor Marked Assignments

1. Conjugate the following verbs into *l'imparfait*:
a. Se comprendre,
b. Se taire,
c. Se voir,
d. S'offrir,
e. falloir,
f. pleuvoir,
g. venter,
h. S'agir,
i. Se lever,
j. Se balancer.



7.0 References /Further Readings

Ade Ojo, Samuel (2002): *A comprehensive Revison Handbook of French*
Grammar. Ibadan: Signal Educational Services Ltd.

Adeleke, Joseph (2014): *A Short French Grammar*, *2nd edition*, Gad Press
and Ventures Ltd, Lagos, 2010.

Akeusola, Olu (1995): *French grammar for Anglophone Students*, Tobak
Publishers, Lagos.

Akeusola, Olu (2004): B*asic French Grammar for beginners*, Tobak Publishers, Lagos.

Bescherelle (1990) : *La Conjugaison 12,000 Verbes*, Paris, Hâtier.

Beschrelle (1992) : *Junior : Grammaire, Orthographe grammatical d'Usage, Conjugaison, Vocabulaire*. Paris: Hâtier, 1992.

Eruanga, Oluremi (2018): *A New Approach to Contemporary French*. Lagos: Ocean Gate Books Consult.

Glaud, Ludivine ; Lannier, Muriel & Loiseau, Yves (2015) : *Grammaire essentielle du français A1*-A2. Paris: Editions Didier.

Lee, Wendy et al. (2004): *Collins Easy Learning French Grammar*. Glasglow: Harper Collins.

MODULE 4

Unit 1 Conjugation of verbs in the *impératif* (positive and negative)
Unit 2 Conjugation of verbs in the *conditionnel présent*
Unit 3 Conjugation of verbs in the *conditionnel passé*
Unit 4 Conjugation of verbs in the *subjonctif présent*
Unit 5 Conjugation of verbs in the *subjonctif* passé

UNIT 1 CONJUGATION OF VERBS IN THE *IMPÉRATIF* (POSITIVE AND NEGATIVE)

Contents

1.0 Introduction
2.0 Objectives
3.0 Main Contents
  3.1 General techniques guiding the conjugation of verbs into impératif présent (positive)
  3.2 General techniques guiding the conjugation of verbs into impératif présent (negative)
4.0 Conclusion
5.0 Summary
6.0 Tutor-Marked Assignment
7.0 References and Other Resources



1.0 Introduction

This unit will introduce you to the conjugation of all verbs into '*impératif présent* (positive and negative)'. You will also learn about the easier techniques with which a French grammar learner like you could apply in conjugating French verbs into '*impératif présent* (positive and negative)'.

Knowledge gained from this unit will initiate your properly into how to conjugate French verbs in the '*impératif présent* (positive and negative)'.

We would like to sound a warning that your better understanding of conjugation generally depends on the way and manner with which you handle other units we have taught earlier. Therefore, we implore you to

revise the rudiments, techniques and methods of conjugating all verbs as they were taught earlier so as to understand better this unit.



2.0 Learning Out Come

By the end of this unit, you should be able to:

- Identify the Stem/Radical of all verbs
- Identify the ending/terminaison that could be used in conjugating verbs into '*impératif présent* (positive and negative)'
- Conjugate French verbs '*impératif present* to express a positive and negative action.

You are now invited into the world of conjugation of verbs into '*impératif present* (positive and negative)'.



3.0 Main Contents

3.1 General Techniques Guiding the Conjugation of Verbs into

Imperatif Present (Positive) The imperative is used in French, just like in English language, to give out command (order) to others. It has only three forms. You could form it by taking the present tense form of the 2nd person singular, 1st and 2nd persons plural of the verb concerned. You will then eliminate the pronoun earlier attached to these conjugated verbs. If the verb belongs to there group, the rule compels us to drop the s ending the 2nd person singular. Its rule is always called 2-1-2, meaning 2nd person sngular, 1st and 2ndpersons plural. Examples could be seen in 'Parler' and 'Prendre':

Parler: 2 parle! Prendre: 2 prends!

1 parlons! 1 prenons!
2 Parlez! 2 prenez!

NOTE: In the case of irregular verbs, their imperative form is sometime borrowed from the subjunctive form:

Etre savoir vouloir

2 sois 2 sache! 2 veuille (veux)
1 soyons 1 sachons! 1 voulons
2 soyez 2 sachez! 2 veillez (voulez)
NOTE: When you are conjugating the verb 'vouloir', you could either use the veuille/veillez or the veux/voulez (in brackets) option. However, the 1st person plural form is homogenous for the two options.

In the case of reflexive verbs, apart from the application of this 2-1-2 rules to conjugate the verbs into positive imperative, you will also add a personal pronoun in the Compliment of Direct Object (COD) class, of the same grammatical number and person of the verb concerned; as suffix to the verb concerned: moi, nous, vous.

e.g. Se regarder S誕ppeler

2 regarde-moi! 2 appelle-moi!
1 regardons-nous! 1 appelons-nous!
2 regardez-vous! 2 appelez-vous!

3.2 General Techniques Guiding the Conjugation of Verbs into Imperatif Present (Negative)

As said earlier, if the imperative is used in French, just like in English language, to give out command (order) to others, it must have the positive as well as the negative forms. In as much as orders could be given positively in any natural language, so can it be given negatively. Just like in the positive form, it has only three forms too. You could also form it by taking the present tense form of the 2nd person singular, 1st and 2nd persons plural of the verb concerned. You will then eliminate the pronoun earlier attached to these conjugated verbs. If the verb belongs to the –er group, the rule compels us to drop the s ending the 2nd person singular.

Its rule is always called 2-1-2, meaning 2nd person singular, 1st and 2nd persons plural. The only difference that distinguishes positive from negative is the introduction of some adverbs of negation such as:

---- ne …….pas - not
---- ne …….point - not at all
---- ne.....nulle -not in any way
---- ne.....plus - no more
---- ne.....guère - hardly
---- ne.....jamais - never
---- ne.....rien - nothing
---- ne.....personne - nobody

---- ne.....que -only, not more than

These negation adverbs are used to change a sentence into a negative form.
These adverbs are split ones; on splitting them into two, as indicated by the dotted lines, the necessary *imperative* verb in that sentence is thus inserted into the space provided in-between them (to replace the dotted lines in the middle) e.g.

Parler: 2 ne parle pas! Prendre: 2 ne prends jamais!

1 ne parlons guère! 1 ne prenons nulle!
2 ne parlez point! 2 ne prenez rien!

Etre Vouloir
2 ne sois là 2 ne veuille (veux) que
1 ne soyons personne 1 ne voulons pas
2 ne soyez que 2 ne veillez (voulez)

rien

2 ne sache rien!
1 ne sachons que! 2 ne sachez guère!

Note: Please note also that in the case of reflexive verbs, if you want to conjugate them into negative imperative, apart from the application of this
2-1-2 rules, you will also add a personal pronoun (but not in the

Compliment of Direct Object (COD) class this time around) of the same grammatical number and person of the verb concerned; me, nous, vous.

But instead of their coming at the end of the verb as done in the positive categorization, these pronouns will come before the verb (immediately after the ne, the first part of the adverb of negation.

e.g. Se regarder S'appeler

2 ne me regarde pas! 2 ne m'appelle
plus!
1 ne nous regardons plus! 1 ne nous
appelons pas!
2 ne vous regardez guère! 2 ne vous appelez
jamais!

SELF ASSESSMENT EXERCISE
Conjugate the following verbs into 'l'imperatif present positif "first and then 'negatif'.

i. Savoir
ii. Se regarder.

4.0 Conclusion

In this unit, you have learned the rules governing the conjugation of '*impératif présent*'. You have also discovered the positive form as well as negative form in the conjugation of some verbs in this category. By now we believe you can conjugate different verbs '*impératif présent* (positive and negative)'.



5.0 Summary

You must have been adequately informed in this unit on the basic techniques of how to conjugate most verbs into '*impératif présent*'. You must have learned also some peculiarities in the conjugation of the positive and the negative forms of these conjugations. By now we believe that your verbal vocabulary and technique of conjugation of verbs should have been enriched through the explanation and examples of verbs we gave you under each classification. And we believe that you can handle any conjugation of imperative, be it positive or negative, that comes your way.

6.0 Tutor Marked Assignments

1. Conjugate the following verbs into '*impératif présent positif* first and then *négatif*':

a. Parler,
b. Nager,
c. Balayer,
d. Lancer,
e. Surlever,
f. Célébrer,
g. Monter,
h. Rejeter,
i. Payer,
j. Blaguer.

7.0 References /Further Readings

Ade Ojo, Samuel (2002): *A comprehensive Revison Handbook of French Grammar.* Ibadan: Signal Educational Services Ltd.

Adeleke, Joseph (2014): *A Short French Grammar, 2nd edition*, Gad Press and Ventures Ltd, Lagos, 2010.

Akeusola, Olu (1995): *French grammar for Anglophone Students*, Tobak Publishers, Lagos.

Akeusola, Olu (2004): B*asic French Grammar for beginners*, Tobak Publishers, Lagos.

Bescherelle (1990) : *La Conjugaison 12,000 Verbes*, Paris, Hâtier.

Beschrelle (1992) : *Junior : Grammaire, Orthographe grammatical d'Usage, Conjugaison, Vocabulaire*. Paris: Hâtier, 1992.

Eruanga, Oluremi (2018): *A New Approach to Contemporary French*. Lagos: Ocean Gate Books Consult.

Glaud, Ludivine ; Lannier, Muriel & Loiseau, Yves (2015) : *Grammaire essentielle du français A1*-A2. Paris: Editions Didier.

Lee, Wendy et al. (2004): *Collins Easy Learning French Grammar*. Glasglow: Harper Collins.

UNIT 2 CONJUGATION OF VERBS INTO CONDITIONNEL PRESENT

Contents

1.0 Introduction
2.0 Objectives
3.0 Main Contents
3.1 General techniques guiding the conjugation of er verbs into *conditionnel présent.*
3.2 Exceptionalities to these general rules as they affect the –er verbs.
3.3 Conjugation of -re verbs into *conditionnel présent.*
3.4 Conjugation of -ir/-oir verbs into *conditionnel présent.*
3.5 Conjugation of impersonal verbs into *conditionnel présent.*
3.6 Conjugation of reflexive verbs into *conditionnel présent.*
4.0 Conclusion
5.0 Summary
6.0 Tutor Marked Assignment
7.0 References Further Reading



1.0 Introduction

In this unit, you will be taught the method of conjugating rench verbs into *conditionnel présent*. We hope to teach you about the easier techniques with which a French grammar learner like you could apply in conjugating French regular and other irregular verbs into *conditionnel présent*. You will recall that in the last fifteen units we have been talking of conjugation of verbs into *présent de l'indicatif, futur simple, passé compose, l'imperfait* and *imperatif (*positive and negative). The significance of that is that we have been teaching you how to conjugate French verbs to express actions that one is doing at present, doing in the future, one is doing in the immediate past as well as continuous past and what one commands to be done.

We have now got to a stage whereby you have to learn how to express actions that will be done on conditions. *Conditionnel présent* could be translated as Present Conditional Tense in English. It is used to express any action that will be done in the present, if all necessary conditions are fulfilled.

Although we are talking of *Conditionnel présent* here, it is a methodical

development on the conjugation of verbs into *futur simple*. The knowledge you have gained from other units, most especially Units six to eight will also be useful in this unit. Let us insist on our warning you that your better understanding of conjugation generally depends on the way and manner with which you handle all these units we have been teaching you earlier. Therefore, we implore you to learn the rudiments, techniques and methods of conjugating French verbs into *Conditionnel présent* of French grammar as they will be taught here.



2.0 Learning Out Come

By the end of this unit, you should be able to:

- Identify the *Conditionnel présent* Stem/Radical of verbs
- Identify the ending/terminaison of verbs when they are conjugated in *Conditionnel présent*
- Identify the *Conditionnel présent* morphemes (suffixation) with which the endings could be replaced thus facilitating grammatically correct conjugation of *Conditionnel présent* tense
- Conjugate French verbs in the *Conditionnel présent* tense.

You are now invited to follow the method of conjugation of verbs into *Conditionnel présent.*



3.0 Main Contents

3.1 General Techniques Guiding the Conjugation of. Er and

Other Verbs into Conditionnel Present Like we have told you in our introduction to this unit, the *Conditionnel présent* could be translated as Present Conditional Tense in English. It is used to express any action that will be done in the present, if all necessary conditions are fulfilled.

The conditional tense looks much like the future tense. It is used to express conditional statements. Its formation also looks like that of future tense. What you are expected to do is to take the stem of verbs conjugated to future tense, you remove the future endings and you then add the following conditional endings (ais, ais, ait, ions, iez, aient) to the stem thus replacing the future tense endings with these new conditional endings:

ais for 1st person singular ais for 2nd person singular

ait for 3rd person singular ions for 1st person plural iez
for 2nd person plural aient for 3rd person plural

e.g. Manger
Je mangerais I would/should eat
Tu mangerais You would eat
Il mangerait He would eat
Nous mangerions We would eat
Vous mangeriez You would eat
Ils mangeraient They would eat

NOTE: You will observe that the endings of this conjugation look like that of *l'imparfait*. But we would like you to be careful and remember that while *l'imparfait* uses the stem derived from *present de l'indicatif,* the *Conditionnel présent* uses, on the other hand, the stem of verbs conjugated into future tense *(futur simple)*

Let us then follow these patterns to conjugate some verbs into the *Conditionnel présent:*

a. Parler
ais for 1st person singular = Je Parlerais ais for 2nd person
singular = TuParlerais
ait for 3rd person singular = Il/Elle Parlerait ions for 1stperson
plural = Nous Parlerions iez
for 2nd person plural = Vous Parleriez
aient for 3rd person plural = Ils/Elles
Parleraient

b. Aimer
ais for 1st person singular = J'aimerais ais for 2nd person
singular = Tuaimerais
ait for 3rd person singular = Il/Elle aimerait ions for 1stperson
plural = Nous aimerions iez
for 2nd person plural = Vous aimeriez
aient for 3rd person plural = Ils/Elles
aimeraient

3.2 Exceptionalities to These General Rules as They Affect the-Er Verbs

Just like in the case of *futur simple,* we would like you to note that
Although -er verbs are said to be regular at most of the conjugation groupings, just as we have some verbs in this category at the *futur*

simple level that have some peculiarities noted for them, so also we have some -er verbs that take exceptions to these general rules in the conjugation of their *Conditionnel présent*. In as much as we cannot because of these minor dissimilarities categorize them as being irregular, we then decided to treat them as peculiarities under this category. Better examples of such –er verbs with peculiarities could be seen in verbs such as aller, payer, balayer, rudoyer, envoyer, renvoyer etc. We need to implore you that you should take their peculiarities that we are about to treat as irregularities and learn them as presented to you:

c. Aller
ais for 1st person singular = J'irais
ais for 2nd person singular = Tu irais
ait for 3rd person singular = Il/Elle irait
ions for 1st person plural = Nous irions
iez for 2nd person plural = Vous iriez
aient for 3rd person plural = Ils/Elles iraient

d. Envoyer
ais for 1st person singular = J'enverrais
ais for 2nd person singular = Tu enverrais
ait for 3rd person singular = Il/Elle enverrait
ions for 1st person plural = Nous enverrions
iez for 2nd person plural = Vous enverriez
aient for 3rd person plural = Ils/Elles enverraient
Note: Renvoyer is conjugated like Envoyer.

3.3 Conjugation Of Re Verbs Into *Conditionnel Present*

e. Battre (to beat)
ais for 1st person singular = Je Battrais
ais for 2nd person singular = Tu Battrais
ait for 3rd person singular = Il/Elle Battrait
ions for 1st person plural = Nous Battrions
iez for 2nd person plural = Vous Battriez
aient for 3rd person plural = Ils/Elles Battraient

Note : The conjugation of débattre, combattre, mettre, soumettre, plaire, connaître, paraître, naître, croître, croire, boire, conclure, absoudre, coudre, moudre, suivre, vivre, revivre, survivre, revivre, lire etc, follow this pattern.

f. Etre (to be)
ais for 1st person singular = Je serais ais for 2nd person singular = Tuserais

ait for 3rd person singular = Il/Elle serait ions for 1st person
plural = Nous serions iez
for 2nd person plural = Vous seriez
aient for 3rd person plural = Ils/Elles seraient

3.3 Conjugation of -Ir/-Oir VerbsInto

Conditionnel PRESENT
eg. Finir (to finish)
ais for 1st person singular = Je finirais
ais for 2nd person singular = Tu finirais
ait for 3rd person singular = Il/Elle finirait
ions for 1st person plural = Nous finirions
iez for 2nd person plural = Vous finiriez
aient for 3rd person plural = Ils/Elles finiraient

Note : The conjugation of obéir, désobéir, haïr, partir, sortir, sentir, mentir, partir, repartir, répartir, vêtir, dévêtir, revêtir, couvrir, ouvrir, offrir, souffrir, accueillir, cueillir, bouillir, dormir, servir, revivre, lire etc, follow this pattern.

h. Avoir (to have)
ais for 1st person singular = J'aurais
ais for 2nd person singular = Tu aurais
ait for 3rd person singular = Il/Elle aurait
ions for 1st person plural = Nous aurions
iez for 2nd person plural = Vous auriez
aient for 3rd person plural = Ils/Elles auraient
i. Voir (to see)
ais for 1st person singular = Je verrais
ais for 2nd person singular = Tu verrais
ait for 3rd person singular = Il/Elle verrait
ions for 1st person plural = Nous verrions
iez for 2nd person plural = Vous verriez
aient for 3rd person plural = Ils/Elles verraient
Note: The conjugation of entrevoir, revoir etc, follow this pattern.

3.4 Conjugation of Impersonal Verbs into

Conditionnel Present

j. Pleuvoir . to rain Il pleuvrait
k. Falloir . to be necessary Il faudrait
l. Advenir . to happen Il adviendrait

m. S'agir de . to be about
Il s'agirait de
n. Brûmer . to mist (hazy)
Il brumerait
o. Venter . to blow wind
Il venterait

3.5 Conjugation of Reflexive or Pronominal Verbs

into *Conditionnel Present*
p. Se laver . to take one's bath
Je me laverais . I would/should bath myself Tu te laverais . You would bath yourself
Il/elle se laverait . he/she would bath himself/herself Nous nous laverions
. we would bath ourselves Vous vous laveriez . you would bath yourselves Ils/Elles se laveraient . They would bath themselves
q. Se convertir . to convert oneself
Je me convertirais . I would /should convert myself Tu te convertirais . You would convert yourself
Il/elle se convertirait . he/she would convert himself/herself Nous nous convertirions . we would convert ourselves Vous vous convertiriez . you would convert yourselves Ils/Elles se convertiraient . They would convert
themselves

SELF ASSESSMENT EXERCISE
Conjugate the following verbs in the Conditionnel présent:

i. manger,
ii. envoyer,
iii. aller.

4.0 Conclusion

In this unit, we have taught you the rules governing the conjugation of er, re, ir/oir as well as impersonal cum reflexive verbs into *Conditionnel présent*. You have also been told of some exceptionalities to these general riles. We believe by now you can conjugate er, re, ir/oir as well as impersonal and reflexive verbs into *Conditionnel présent*.

**5.0 Summary**

Having taught you the conjugations of verbs through the simplified presentation of conjugation of *présent de l'indicatif* in Units two to five and the techniques of conjugation of *future simple* in Unit six to eight as well as the method of conjugation of verbs into *passé compose* in Units nine to eleven, the conjugation of *l'imparfait* that we taught in Units thirteen to fifteen and the conjugation of *imperative* (positive and negative) that we taught in Unit sixteen, we decided to bring you further into the conjugation techniques by introducing you into the world of conjugation of *conditionnel présent* in French grammar.

6.0 Tutor Marked Assignments

Conjugate the following verbs into *conditionnel présent*:
a Rudoyer,
b Voir.,
c. Prendre,
d. S'appeler,
e. Recommencer,
f. Rendre,
g. Pleuvoir,
h. savoir,
i. Se laver,
j. Brumer.



7.0 References /Further Readings

Ade Ojo, Samuel (2002): *A comprehensive Revison Handbook of French Grammar.* Ibadan: Signal Educational Services Ltd.

Adeleke, Joseph (2014): *A Short French Grammar, 2nd edition*, Gad Press and Ventures Ltd, Lagos, 2010.

Akeusola, Olu (1995): *French grammar for Anglophone Students,* Tobak Publishers, Lagos.

Akeusola, Olu (2004): B*asic French Grammar for beginners*, Tobak Publishers, Lagos.

Bescherelle (1990) : *La Conjugaison 12,000 Verbes*, Paris, Hâtier.

Beschrelle (1992) : *Junior : Grammaire, Orthographe grammatical d'Usage, Conjugaison, Vocabulaire*. Paris: Hâtier, 1992.

Eruanga, Oluremi (2018): *A New Approach to Contemporary French*. Lagos: Ocean Gate Books Consult.

Glaud, Ludivine ; Lannier, Muriel & Loiseau, Yves (2015) : *Grammaire essentielle du français A1*-A2. Paris: Editions Didier.

Lee, Wendy et al. (2004): *Collins Easy Learning French Grammar*. Glasglow: Harper Collins.

UNIT 3 CONJUGATION OF VERBS INTO CONDITIONNEL PASSE

Contents

1.0 Introduction
2.0 Objectives
3.0 Main Contets
  3.1 General techniques guiding the conjugation of verba that use the auxiliary avoir into the *conditionnel passé.*
  3.2 General techniques guiding the conjugation of verbs that use the auxiliary être into the *conditionnel passé.*
  3.3 Conjugation of impersonal *conditionnel passé.*verbs into
  3.4 Conjugation of reflexive *conditionnel passé.*verb into
4.0 Conclusion
5.0 Summary
6.0 Tutor Marked Assignment
7.0 References /Further readings



1.0 Introduction

In this unit, you will be taught the method of conjugating French verbs into *conditionnel passé*. We hope to teach you about the easier techniques with which a French grammar learner like you could apply in conjugating French regular and other irregular verbs into *conditionnel passé*. You will recall that in the last unit, we have taught you the conjugation of *Conditionnel présent*. We have now got to a stage where you have to learn how to express actions that will be done on conditions but in the past.

Conditionnel passé could be translated as Past Conditional Tense in English. It is used to express any action that would have been done in the past, if all necessary conditions were fulfilled. With your knowledge of *Conditionnel présent* that you were earlier taught, we implore you to learn the rudiments, techniques and methods of conjugating French verbs into *Conditionnel passé* as they will be taught here.



2.0 Learning Out Come

By the end of this unit, you should be able to:

- Identify the *Conditionnel présent* of auxiliary *avoir* or *être.*
- Identify the past participle of various verb groupings
- Conjugate verbs in the *Conditionnel passé* by adding the *Conditionnel présent* of auxiliary *avoir* or *être* to the past participle of the verb concerned.

You are now invited to follow the method of conjugation of verbs into *Conditionnel passé*.



3.0 Main Contents

3.1 General Techniques Guiding The Conjugation of Verbs That Use

The Auxilliary 'Avoir' Into Conditionnel Passe Like we have told you in our introduction to this unit, the *Conditionnel passé* could be translated as Past Conditional Tense in English. It is used to express any action that would have been done in the past, if all necessary conditions were fulfilled.

The general rule of conjugating this tense says that you add, the past participle of the verb you want to conjugate, to the *Conditionnel présent* of auxiliary *avoir* or *être* (as the case may be): - (Auxilliaire de *Conditionnel présent* de verbe avoir ou être + participle passé du verbe concerné). If you look at these rules closely, you will observe that they resemble the rules of *passé composé.* The only difference is where the *passé composé* rule is asking for the auxiliary *avoir* or *être* conjugated into *présent de l'indicatif,* the *conditionnel passé* is asking for the auxiliary *avoir* or *être* conjugated into *conditionnel présent.*

We therefore implore you to please revise all the Units on *passé compose,* most especially, Units nine to ten, so as to comprehend this Unit better. If the rule insists on your adding the *Conditionnel présent* of auxiliary *avoir* or *être* to the past participle of the main verb, you then need to recollect, at this level, your knowledge of conjugating the verb *avoir* into*Conditionnel présent :*

Avoir
J'aurais Nous aurions
Tu aurais Vous auriez
Il aurait Ils auraient
Let us then follow this pattern and the rules governing it to conjugate the verb manger into *Conditionnel passé:*

a. Manger - to eat
J'aurais mangé Nous aurions mangé
Tu aurais mangé Vous auriez mangé
Il aurait mangé Ils auraient mangé

b. Parler - to speak
J'aurais parlé (I would have spoken)
Tu aurais parlé (You would have spoken) Il/Elle aurait parlé (He/She would have spoken) Nous aurions parlé (We would have spoken)
Vous auriez parlé (You would have spoken) Ils/Elles auraient parlé (They would have spoken)

c. Etre - to be
J'aurais été (I would have been)
Tu aurais été (You would have been)
Il/Elle aurait été (He/She would have been)

Nous aurions été (We would have been)
Vous auriez été (You would have been) Ils/Elles auraient été (They would have been)
d Dire - to say
J'aurais dis (I would have said)
Tu aurais dis (You would have said)
Il/Elle aurait dis (He/She would have said)
Nous aurions dis (We would have said)
Vous auriez dis (You would have said) Ils/Elles auraient dis (They would have said)
e. Finir - to finish
J'aurais fini (I would have finished)
Tu aurais fini (You would have finished) Il/Elle aurait fini (He/She would have finished) Nous aurions fini (We would have finished) Vous auriez fini (You would have finished) Ils/Elles auraient fini (They would have finished)
f. Avoir - to have
J'aurais eu (I would have had)
Tu aurais eu (You would have had)
Il/Elle aurait eu (He/She would have had)

Nous aurions eu (We would have had)
Vous auriez eu (You would have had) Ils/Elles auraient eu (They would have had)

3.2 General Techniques Guiding the Conjugation of Verbs

That use The Auxiliary '*Etre'* in The*conditionnel Passé* Just like we told you under the conjugation of verbs with auxiliary être into *passé composé* in Unit ten, the following verbs when they are to be conjugated into *conditionnel passé* , should take the auxiliary être: Aller (to go), descendre (to come down), rester (to rest), monter (to climb), tomber (to fall), naïtre (to be born), sortir (to go out), partir (to go) venir (to come), so also all other verbs that have something to do with venir like advenir, provenir, devenir etc, entrer (to enter), rentrer (to enter again), arriver (to come/arrive), retourner (to return). Most other verbs, apart from these ones and their variants, are conjugated with auxiliary ''avoir.

The general rule of conjugating this tense says that you add, the past participle of the verb you want to conjugate, to the *Conditionnel présent* of auxiliary *avoir* or *être* (as the case may be): - (Auxilliaire de *Conditionnel présent* de verbe avoir ou être + participle passé du verbe concerné). We have applied the *Conditionnel présent* of auxiliary *avoir* in the first part of this unit, we have now got to the point of applying the *Conditionnel présent* of auxiliary *être.*

If the rule insists on your adding the *Conditionnel présent* of auxiliary *avoir* or *être* to the past participle of the main verb, you then need to recollect, at this level, your knowledge of conjugating the verb *être* into *Conditionnel présent :*

être
Je serais Nous serions
Tu serais Vous seriez
Il serait Ils seraient

Let us then follow these rules and the rules governing it to conjugate the following verbs into *Conditionnel passé:*

g. aller - to go
Je serais allé(e) Nous serions allé(e)s
Tu serais allé(e) Vous seriez allé(e)s
Il serait allé Ils seraient allés
Elle serait allée Elles seraient allées

NOTE: Just like it happened in Unit ten, you would have noted that additional vowel e or consonant s or both es are added to the ending of some past participle when we used the auxiliary être. The French grammatical rules compel all the verbs that take auxiliary être to agree

with gender and the number of the Subject (either pronoun or noun) that precedes it. These agreement rules have been explained to you better in Unit twelve. We implore you to please go and revise them.

h. Monter - to climb
Je serais monté(e) (I would have climbed)
Tu serais monté(e) (You would have climbed) Il
serait monté (He would have climbed)
Elle serait montée (She would have climbed)
Nous serions monté(e)s (We would have climbed)
Vous seriez monté(e)s (You would have climbed) Ils
seraint montés (They would have climbed)
Elles seraint montées (They would have climbed)
Note: -er verbs such as aller (to go), rester (to rest), tomber (to fall), retomber (to fall again), entrer (to enter), rentrer (to enter again), arriver (to come/arrive), retourner (to return) are conjugated following this pattern.

i. Descendre - (to come down)
Je serais descendu(e) (I would have come down)
Tu serais descendu(e) (You would have come down)
Il serait descendu (He would have come down)
Elle serait descendue (She would have come down)
Nous serions descendu(e)s (We would have come down)
Vous seriez descendu(e)s (You would have come down)
Ils seraient descendus (They would have come down)
Elles seraient descendues (They would have come down)
j. Sortir - to go out
Je serais sorti(e) (I would have gone out)
Tu serais sorti(e) (You would have gone out) Il serait
sorti (He would have gone out) Elle serait
sortie (She would have gone out) Nous
serions sorti(e)s (We would have gone out) Vous
seriez sorti(e)s (You would have gone out) Ils
seraient sortis (They would have gone out) Elles
seraient sorties (They would have gone out)
Note: -ir verbs such as sortir (to go out), ressortir (to go out again), partir (to go), repartir (to go again) are conjugated following this pattern.
k Venir - to come
Je serais venu(e) (I would have come)
Tu serais venu(e) (You would have come) Il serait venu
(He would have come) Elle serait
venue (She would have come) Nous serions venu(e)s
(We would have come) Vous seriez venu(e)s
(You would have come) Ils seraient venus

(They would have come) Elles seraient venues
(They would have come)
Note: -ir verbs such as venir (to come), so also all other verbs that have something to do with venir like advenir, provenir, devenir etc, are conjugated following this pattern.

3.3 Conjugation of Impersonal Verbs into

Conditionnel Passe

l. Pleuvoir . to rain Il aurait plu
m. Falloir . to be necessary Il aurait fallu
n. Advenir . to happen Il serait advenu
o. Brûmer . to mist (hazy)
Il aurait brumé
p. Venter . to blow wind
Il aurait venté

3.4 Conjugation of Reflexive or Pronominal

Verbs into *Conditionnel Passe*
q. Se laver . to take one's bath
Je me serais lavé(e) . I would have bathed myself
Tu te serais lavé(e) . You would have bathed yourself Il
se serait lavé . He would have bathed himself Elle
se serait lavée . She would have bathed herself Nous
nous serions lavé(e)s . we would have bathed ourselves Vous vous seriez
lavé(e)s . you would have bathed yourselves
Ils se seraient lavés . They would have bathed themselves
Elles se seraient lavées . They would have bathed themselves
r. Se taire . to keep quiet
Je me serais tu(e) . I would have kept quiet.
Tu te serais tu(e) . You would have kept quiet. Il se
serait tu . He would have kept quiet. Elle se
serait tue . She would have kept quiet. Nous
nous serions tu(e)s . we would have kept quiet. Vous
vous seriez tu(e)s . you would have kept quiet. Ils se
seraient tus . They would have kept quiet. Elles
se seraient tues . They would have kept quiet.
Conjugate the following into Conditionnel Pasé.
a) Brumer, b) Recommencer.

4.0 Conclusion

In this unit, we have taught you the rules governing the conjugation of er, re, ir/oir as well as impersonal cum reflexive verbs into *Conditionnel passé*. You have also been told of some exceptionalities to these general riles. We believe by now you can conjugate er, re, ir/oir as well as impersonal and reflexive verbs into *Conditionnel passé*.



5.0 Summary

Having taught you the conjugations of verbs through the simplified presentation of conjugation of *présent de l'indicatif* that we have laid in Units two to five and the techniques of conjugation of *future simple* in Unit six to eight as well as the method of conjugation of verbs into *passé compose* that we taught in Units nine to eleven, the conjugation of *l'imparfait* in Units thirteen to fifteen and the conjugation of *imperative* (positive and negative) in Unit sixteen and the conjugation of *conditionnel present* that we taught in Unit seventeen, we decided to bring you further into the conjugation techniques by introducing you into the world of conjugation of *conditionnel passé* in French.

6.0 Tutor Marked Assignments

1. Conjugate the following verbs into *conditionnel passé*:
2. Rudoyer, b Voir., c. Prendre, d. S'appeler, e. Recommencer, f. Rendre,
3. Pleuvoir, h. savoir, i. Se laver, j. Brumer.



7.0 References/Further

Ade Ojo, Samuel (2002): *A comprehensive Revison Handbook of French Grammar.* Ibadan: Signal Educational Services Ltd.

Adeleke, Joseph (2014): *A Short French Grammar, 2nd edition*, Gad Press and Ventures Ltd, Lagos, 2010.

Akeusola, Olu (1995): *French grammar for Anglophone Students*, Tobak Publishers, Lagos.

Akeusola, Olu (2004): B*asic French Grammar for beginners,* Tobak Publishers, Lagos.

Bescherelle (1990) : *La Conjugaison 12,000 Verbes*, Paris, Hâtier.

Beschrelle (1992) : *Junior : Grammaire, Orthographe grammatical d'Usage, Conjugaison, Vocabulaire*. Paris: Hâtier, 1992.
Eruanga, Oluremi (2018): *A New Approach to Contemporary French*. Lagos: Ocean Gate Books Consult.

Glaud, Ludivine ; Lannier, Muriel & Loiseau, Yves (2015) : *Grammaire essentielle du français A1*-A2. Paris: Editions Didier.

Lee, Wendy et al. (2004): *Collins Easy Learning French Grammar*. Glasglow: Harper Collins.

UNIT 4 CONJUGATION OF VERBS INTO SUBJONCTIF PRESENT

Contents

1.0 Introduction
2.0 Objectives
3.0 Main Contents
3.1 General techniques guiding the conjugation of er verbs into *subjonctif présent.*
3.2 Exceptionalities to these general rules as they affect verbs ending with -er.
3.3 Conjugation of verbs ending with -re into *subjonctif présent.*
3.4 Conjugation of verbs ending with -ir/-oir into *subjonctif présent.*
3.5 Conjugation of impersonal verbs into *subjonctif présent.*
3.6 Conjugation of reflexive verbs into *subjonctif présent.*
4.0 Conclusion
5.0 Summary
6.0 Tutor Marked Assignment
7.0 References /Further Reading



1.0 Introduction

In this unit, you will be taught the method of conjugation of French verbs into *subjonctif présent*. We hope to teach you about the easier techniques which a French grammar learner like you could apply in conjugating French regular and other irregular verbs into *subjonctif présent*. You will recall that in the last eighteen units we have been talking about the conjugation of verbs into *présent de l'indicatif, futur simple, passé compose, l'imperfait* and *imperatif (*positive and negative) and *conditionnels* (présent and passé).

The significance of that is that we have been teaching you how to conjugate French verbs to express actions that one is doing at present, in the future, in the immediate past as well as continuous past, what one commands to be done and what one could do hypothetically if all necessary conditions are met.

We have now got to a stage where you have to learn how to express actions of wish or supposition. *Subjonctif présent* could be translated as

Present Form of Subjunctive Tense in English. It is used to express statements of doubt in French language. When a speaker wants to talk about a personal wish, emotion, doubt and things that could not be real inlife, he uses the subjunctive tense. Example :

- Je souhaite que je sois professeur. - I wish I could be a teacher.

In as much as we are talking of *Subjonctif présent* here, it is a methodical development on the conjugation of verbs into *futur simple* and *Conditionnel présent.* The knowledge you have gained from other units, most especially Units six to eighteen will also be useful in this unit. Let us insist on our warning you that your better understanding of conjugation generally depends on the way and manner with which you handle all these units we have been teaching you earlier. Therefore, we implore you to learn the rudiments, techniques and methods of conjugating French verbs into *Subjonctif présent* of French grammar as they will be taught here.



2.0 Learning Out Come

On successful completion of this unit, you should be able to:

- Identify the *Subjonctif présent* Stem/Radical of verbs
- Identify the *Subjonctif présent* ending/terminaison of verbs
- Identify the *Subjonctif présent* morphemes (suffixation) with which the endings could be replaced thus facilitating grammatically correct conjugation of *Subjonctif présent* tense
- Conjugating French verbs in the 'subjonctif present'.

You are now invited to follow the method of conjugation of verbs into *Subjonctif présent*.



3.0 Main Content

3.1 General Techniques Guiding the Conjugation of Verbs Ending

With -Er *And Other Verbs Into Conditionnel Present* Like we have told you in our introduction to this unit, the *Subjonctif présent* could be translated as Present Form of Subjunctive Tense in English. It is used to

express statements of doubt, personal wish, emotion and things that could not be real in life in French language.

To form the conjugation of *Subjonctif present,* of regular and some irregular verbs, you are to take the stem/radical from the 3rd person plural (ils/elles) conjugated form of the verb in the *présent de l'indicatif*, you remove its ent ending and then add the following subjunctive endings, (e, es, e, ions, iez, ent) to this special radical or stem. And in order to properly express this wish or doubt, a clause using the verb *falloir* (to be necessary), conjugated into *présent de l'indicatif,* is introduced at the beginning of the sentence:

e for 1st person singular es for 2nd person singular e
for 3rd person singular ions for 1st person plural iez
for 2nd person plural ent for 3rd person plural
e.g. Manger = Ils/Elles mang/ent
Il faut que je mange It is necessary, I eat
Il faut que tu manges It is necessary, you eat
Il faut qu'il mange It is necessary, he eats Il
faut que nous mangions It is necessary, we eat Il
faut que vous mangiez It is necessary, you eat Il
faut qu'ils mangent It is necessary, they eat
Let us then follow these patterns to conjugate some other verbs into the *Subjonctif présent:*

a. Parler = Ils parl/ent
e for 1st person singular = Il faut que je
parle es for 2nd person singular = Il faut que tu
parles e for 3rd person singular = Il faut qu'il parle
ions for 1st person plural = Il faut que nous
parlions iez for 2nd person plural = Il faut que vous
parliez ent for 3rd person plural = Il faut qu'ils
parlent

b. Aimer
e for 1st person singular = Il faut que j'aime
es for 2nd person singular = Il faut que tu
aimes e for 3rd person singular = Il faut qu'il aime
ions for 1st person plural = Il faut que nous
aimions iez for 2nd person plural = Il faut que vous
aimiez ent for 3rd person plural = Il faut qu'ils
aiment

3.2 Exceptionalities to These General Rules as They Affect the

Er Verbs Just like in the case of *present de l'indicatif* and *futur simple*, we would like you to note that although -er verbs are said to be regular at most of the conjugation groupings, just as we have some verbs in this category at these levels that have some peculiarities noted for them, so also we have some -er verbs that take exceptions to these general rules in the conjugation of their *Subjonctif présent*. In as much as we cannot because of these minor dissimilarities categorize them as being irregular, we then decided to treat them as peculiarities under this category. Better examples of these -er verbs with peculiarities could be seen in verb such as aller.

We need to implore you that you should take these peculiarities that we are about to treat as irregularities and learn them as presented to you:

c. Aller
e for 1st person singular = Il faut que j'aille
es for 2nd person singular = Il faut que tu
ailles e for 3rd person singular = Il faut qu'il aille
ions for 1st person plural = Il faut que nous
allions iez for 2nd person plural = Il faut que vous
alliez ent for 3rd person plural = Il faut qu'ils
aillent

3.3 Conjugation of Verbs Ending with -Re Into *Subjonctif Present*

d. Battre (to beat) e for 1st person singular = Il faut que je batte
es for 2nd person singular = Il faut que tu
battes e for 3rd person singular = Il faut qu'il batte
ions for 1st person plural = Il faut que nous
battions iez for 2nd person plural = Il faut que vous
battiez ent for 3rd person plural = Il faut qu'ils
battent

Note : The conjugation of débattre, combattre, mettre, soumettre etc, follow this pattern.

e. Etre (to be)
e for 1st person singular = Il faut que je sois es for 2nd
person singular = Il faut que tu sois e for 3rd person singular
= Il faut qu'il soit
ions for 1st person plural = Il faut que nous
soyons iez for 2nd person plural = Il faut que vous

soyez ent for 3rd person plural = Il faut qu'ils
soient

NOTE : Be informed that être, being an exceptionally irregular verb, does not follow the general pattern. Hence the difference in stem formation and conjugation.

3.4 Conjugation of Verbs Ending With -Ir/-Oir into

Subjonctif Present
f. Finir (to finish)
e for 1st person singular = Il faut que je
finisse es for 2nd person singular = Il faut que tu
finisses e for 3rd person singular = Il faut qu'il
finisse
ions for 1st person plural = Il faut que nous
finissions iez for 2nd person plural = Il faut que vous
finissiez ent for 3rd person plural = Il faut qu'ils
finissent Note : The conjugation of obéir, désobéir, haïr, partir, sortir, sentir, mentir, partir, repartir, répartir, vêtir, dévêtir, revêtir, couvrir, ouvrir, offrir, souffrir, accueillir, cueillir, bouillir, dormir, servir, revivre, lire etc, follow this pattern.
g. Avoir (to have)
e for 1st person singular = Il faut que j'aie es
for 2nd person singular = Il faut que tu aies
e for 3rd person singular = Il faut qu'il aie
ions for 1st person plural = Il faut que nous
ayons iez for 2nd person plural = Il faut que vous
ayez ent for 3rd person plural = Il faut qu'ils aient

NOTE: Be informed that avoir, being an exceptionally irregular verb, does not follow the general pattern. Hence the difference in stem formation and conjugation.
h. Voir (to see)
e for 1st person singular = Il faut que je voie
es for 2nd person singular = Il faut que tu
voies e for 3rd person singular = Il faut qu'il voie
ions for 1st person plural = Il faut que nous
voyions iez for 2nd person plural = Il faut que vous
voyiez ent for 3rd person plural = Il faut qu'ils
voient

Note : The conjugation of entrevoir, revoir etc, follow this pattern.

3.5 conjugation of impersonal verbs into *subjonctif Present*

i. Pleuvoir . to rain Il faut qu'il pleuve
j. Falloir . to be necessary
Il faut qu'il faille
k. Advenir . to happen Il faut qu'il advienne
l. S'agir de . to be about Il faut qu'il s'agisse de
m. Brûmer . to mist (hazy)
Il faut qu'il brume
n. Venter . to blow wind Il faut qu'il vente

3.6 Conjugation Of Reflexive Or Pronominal Verbs Into

Subjonctif Present
o. Se laver . to take one's bath
e for 1st person singular = Il faut que je me lave
es for 2nd person singular = Il faut que tu te laves
e for 3rd person singular = Il faut qu'il se lave
ions for 1st person plural = Il faut que nous nous
lavions iez for 2nd person plural = Il faut que vous vous
laviez ent for 3rd person plural = Il faut qu'ils se lavent
p. Se convertir . to convert oneself
e for 1st person singular = Il faut que je me convertisse es for 2nd person singular = Il faut que tu te convertisses e for 3rd person singular = Il faut qu'il se convertisse
ions for 1st person plural = Il faut que nous nous
convertissions iez for 2nd person plural = Il faut que vous vous
convertissiez ent for 3rd person plural = Il faut qu'ils se convertissent

SELF ASSESSMENT EXERCISE

Conjugate the following into"Subjonctif Present.:

i. finir
ii. Etre
iii. Se laver.

1. Verbe "finir au subjonctif present"

(1) Il faut que je finisse Il faut que tu finisses

Il faut qu'il/elle finisse
Il faut que nous finissions Il faut que vous finissiez
Il faut qu'ils/elles finissent

(2) Verbe " Etre au subjonctif present".

Il faut que je sois Il faut que tu sois
Il faut qu'il/elle soit
Il faut que nous soyons Il faut que vous soyez
Il faut qu'ils/elles soient.

(3) Verbe "Se laver au Subjonctif present".

Il faut que je me lave Il faut que tu te laves
Il faut qu'il/elle se lave
Il faut que nous nous lavions Il faut que vous vous laviez Il faut qu'ils/elles se lavent

4.0 Conclusion

In this unit, we have taught you the rules governing the conjugation of er, re, ir/oir as well as impersonal cum reflexive verbs into *subjonctif présent*. You have also been told of some exceptionalities to these general riles. We believe by now you can conjugate er, re, ir/oir as well as impersonal and reflexive verbs into *subjonctif présent*.

5.0 Summary

Having taught you the conjugations of verbs through the simplified presentation of conjugation of *présent de l'indicatif* in Units two to five and the techniques of conjugation of *future simple* in Unit six to eight as well as the method of conjugation of verbs into *passé compose* in Units nine to eleven, the conjugation of *l'imparfait* in Units thirteen to fifteen, the conjugation of *imperative* (positive and negative) in Unit sixteen and the conjugation of *conditionnels présent* and *passé* in Units seventeen and eighteen, we decided to bring you further into the conjugation techniques by introducing you into the world of conjugation of *subjonctif présent* in French.

6.0 Tutor Marked Assignments

1. Conjugate the following verbs into *subjonctif présent*:
a. Plaidoyer,
b. Savoir.,
c. Rendre,
d. S'appeler,
e. Recommencer,
f. Pendre,
g. Pleuvoir,

h. Valoir,
i. Se laver,
j. Brumer.

7.0 References /Further Readings

Ade Ojo, Samuel (2002): *A comprehensive Revison Handbook of French*
Grammar. Ibadan: Signal Educational Services Ltd.

Adeleke, Joseph (2014): *A Short French Grammar, 2nd edition*, Gad Press
and Ventures Ltd, Lagos, 2010.

Akeusola, Olu (1995): *French grammar for Anglophone Students*, Tobak
Publishers, Lagos.

Akeusola, Olu (2004): B*asic French Grammar for beginners*, Tobak Publishers, Lagos.

Bescherelle (1990) : *La Conjugaison 12,000 Verbes*, Paris, Hâtier.

Beschrelle (1992) : *Junior : Grammaire, Orthographe grammatical d'Usage, Conjugaison, Vocabulaire*. Paris: Hâtier, 1992.

Eruanga, Oluremi (2018): *A New Approach to Contemporary French*. Lagos: Ocean Gate Books Consult.

Glaud, Ludivine ; Lannier, Muriel & Loiseau, Yves (2015) : *Grammaire essentielle du français A1*-A2. Paris: Editions Didier.

Lee, Wendy et al. (2004): *Collins Easy Learning French Grammar*. Glasglow: Harper Collins.

UNIT 5 CONJUGATION OF VERBS INTO *SUBJONCTIF PASSE*

Contents

1.0 Introduction
2.0 Objectives
3.0 Main Contents
- 3.1 General techniques guiding the conjugation of using the auxiliary avoir in the *subjonctif passé.*
- 3.2 General techniques guiding the conjugation of verbs using the auxiliary être in the *subjonctif passé.*
- 3.3 Conjugation of impersonals*subjonctif passé.*verbs into
- 3.4 Conjugation of reflexive *subjonctif passé.*verbsinto

4.0 Conclusion
5.0 Summary
6.0 Tutor Marked Assignment
7.0 References and Other Resources



1.0 Introduction

In this unit, you will be taught the method of conjugating French verbs into ***subjonctif passé*. We hope to teach you about the easier techniques which a** French grammar learner like you could apply in conjugating French regular and other irregular verbs into *subjonctif passé*.

You will recall that in the last unit, we have taught you the conjugation of *subjonctif présent*. We have now got to a stage whereby you have to learn how to express actions of wish or supposition in the past. *Subjonctif passé* could be translated as Past Form of Subjunctive Tense in English. It is used to express statements of doubt in the past. When a speaker wants to talk about a personal wish, emotion, doubt and things that could not be real in life but which he would have loved to do in the past, he uses the past form of subjunctive tense:

- J'ai souhaite que j'aie ete professeur. - I wished I could have been a teacher. Armed with the Knowledge of *subjonctif présent* that we have just taught you, we implore you to learn the rudiments, techniques and methods of conjugating French verbs into *subjonctif passé* of French grammar as they will be taught here.

2.0 Learning Out Come

On successful completion of this unit, you should be able to:

- Identify and practice the *subjonctif présent* of auxiliary *avoir* or *être.*
- Identify the past participle of various verb groupings
- Conjugate French verbs in the *subjonctif passé* by adding the *subjonctif présent* of auxiliary *avoir* or *être* to the past participle of the verb concerned.

You are now invited to follow the method of conjugation of verbs into *subjonctif passé*.

3.0 Main Contents

3.1 General Techniques Guiding The Conjugation of Verbs Using

the Auxilliary *Avoir* into *Subjonctif Passe* Like we have told you in our introduction to this unit, the *subjonctif passé* could be translated as Past Form of Subjunctive Tense in English. It is used to express any action of wish or doubt that would have been done in the past.

The general rule of conjugating this tense says that you add, the past participle of the verb we want to conjugate, to the *subjonctif présent* of auxiliary *avoir* or *être* (as the case may be): - (Auxilliaire de *subjonctif présent* de verbe avoir ou être + participle passé du verbe concerné). If you look at these rules closely, you will observe that they resemble the rules of *passé composé* and *conditionnel passé.* The only difference is where the *passé composé* is asking for the auxiliary *avoir* or *être* conjugated into *présent de l'indicatif* and the *conditionnel passé* is asking for the auxiliary *avoir* or *être* conjugated into *conditionnel present,* the *subjonctif passé* will be asking for the auxiliary *avoir* or *être* conjugated into *subjonctif present.*

And in order to properly express this wish or doubt, a clause using the verb *falloir* (to be necessary), conjugated into *passé composé,* is introduced at the beginning of the sentence. We therefore implore you to please revise all the Units on *passé compose* and *conditionnel passé*, most especially, Units nine, ten and eighteen, so as to comprehend this Unit better. If the rule insists on your adding the *subjonctif présent* of

auxiliary *avoir* or *être* to the past participle of the main verb, you then need to recollect, at this level, your knowledge of conjugating the verb *avoir* into *subjonctif present* as we taught you in Unit nineteen*:*

Avoir Que j'aie Que nous ayons
Que tu aies Que vous ayez
Qu'il ait Qu'ils aient

Let us then follow this pattern and the rules governing it to conjugate the verb manger into *subjonctif passé:*

a. Manger - to eat Il a fallu que j'aie mange Il a fallu que tu
aies mange Il a fallu qu'il ait mangé
Il a fallu que nous ayons mangé Il a fallu que vous ayez mangé Il a fallu qu'ils aient mangé

b. Parler - to speak Il a fallu que j'aie parlé
Il a fallu que tu aies parle Il a fallu qu'il ait parle
Il a fallu que nous ayons parle Il a fallu que vous ayez parle Il a fallu qu'ils
aient parlé

c. Etre- to be
Il a fallu que j'aie ete Il a fallu que tu aies ete Il a fallu qu'il ait été
Il a fallu que nous ayons ete Il a fallu que vous ayez ete Il a fallu qu'ils aient
été

d Dire - to say Il a fallu que j'aie dis
Il a fallu que tu aies dis Il a fallu qu'il ait dis
Il a fallu que nous ayons dis Il a fallu que vous ayez dis Il a fallu qu'ils aient
dis

e. Finir - to finish Il a fallu que j'aie fini Il a fallu que tu aies fini
Il a fallu qu'il ait fini
Il a fallu que nous ayons fini Il a fallu que vous ayez fini Il a fallu qu'ils aient
fini

f. Avoir - to have Il a fallu que j'aie eu Il a fallu que tu aies eu Il
a fallu qu'il ait eu
Il a fallu que nous ayons eu Il a fallu que vous ayez eu Il a fallu qu'ils aient

Eu

3.2 General Techniques Guiding the Conjugation of Verbs Using the

Auxiliary *Etre* into *Subjonctif Passé* Just like we told you under the conjugation of verbs with auxiliary être into *passé composé* and *conditionnel passé* in Units ten and eighteen, the following verbs when they are to be conjugated into *subjonctif passé* , should take auxiliary être: aller (to go), descendre (to come down), rester (to rest), monter (to climb), tomber (to fall), naïtre (to be born), sortir (to go out), partir (to go) venir (to come), so also all other verbs that have something to do with venir like advenir, provenir, devenir etc, entrer (to enter), rentrer (to enter again), arriver (to come/arrive), retourner (to return). Most other verbs, apart from these ones and their variants, are conjugated with auxiliary avoir.

If the general rule of conjugating this tense says that you add, the past participle of the verb we want to conjugate, to the *subjonctif présent* of auxiliary *avoir* or *être* (as the case may be): - (Auxilliaire de *subjonctif présent* de verbe avoir ou être + participle passé du verbe concerné). And that we have applied the *subjonctif présent* of auxiliary *avoir* in the first part of this unit, we have now got to the point of applying the *subjonctif present* of auxiliary *être.*

If the rule insists on your adding the *subjonctif présent* of auxiliary *avoir* or *être* to the past participle of the main verb, you then need to recollect, at this level, your knowledge of conjugating the verb *être* into *subjonctif present:*

être
Que je sois Que nous soyons
Que tu sois Que vous soyez
Qu'il soit Qu'ils soient

Let us then follow these rules and the rules governing it to conjugate the following verbs into *subjonctif passé:*

g. aller - to go
Il a fallu que je sois allé(e) Il a fallu que nous soyons allé(e)s
Il a fallu que tu sois allé(e) Il a fallu que vous soyez allé(e)s Il a fallu qu'il soit allé Il a fallu qu'ils soient allés
Il a fallu qu'elle soit allé(e) Il a fallu qu'elles soient allées

NOTE: Just like it happened in Units ten and eighteen, you would have noted that additional vowel e or consonant s or both es are added to the ending of some past participle when we used the auxiliary être. The French grammatical rules compel all the verbs that take auxiliary être to agree with gender and the number of the Subject (either pronoun or noun) that precedes it. These agreement rules have been explained to you better in Unit twelve.

We implore you to please go and revise them.
h. Monter- to climb
Il a fallu que je sois monté(e) Il a fallu que nous soyons monté(e)s Il a fallu que tu sois monté(e) Il a fallu que vous soyez monté(e)s
Il a fallu qu'il soit monté Il a fallu qu'ils soient montés
Il a fallu qu'elle soit montée Il a fallu qu'elles soient montées

NOTE: -er verbs such as Aller (to go), rester (to rest), tomber (to fall), retomber (to fall again), entrer (to enter), rentrer (to enter again), arriver (to come/arrive), retourner (to return) are conjugated following this pattern.

i. Descendre - (to come down)
Il a fallu que je sois descendu(e) Il a fallu que nous soyons descendu(e)s Il a fallu que tu sois descendu(e) Il a fallu que vous soyez descendu(e)s Il a fallu qu'il soit descendu Il a fallu qu'ils soient descendus

Il a fallu qu'elle soit descendue Il a fallu qu'elles soient descendues
j. Sortir - to go out
Il a fallu que je sois sorti(e) Il a fallu que nous soyons descendu(e)s Il a fallu que tu sois sorti(e) Il a fallu que vous soyez sorti(e)s
Il a fallu qu'il soit sorti Il a fallu qu'ils soient sortis
Il a fallu qu'elle soit sortie Il a fallu qu'elles soient sorties
Note: -ir verbs such as sortir (to go out), ressortir (to go out again), partir (to go), repartir (to go again) are conjugated following this pattern.
k Venir - to come
Il a fallu que je sois venu(e) Il a fallu que nous soyons venu(e)s
Il a fallu que tu sois venu(e) Il a fallu que vous soyez venu(e)s
Il a fallu qu'il soit venu Il a fallu qu'ils soient venus
Il a fallu qu'elle soit venue Il a fallu qu'elles soient venues

Note: ir verbs such as venir (to come), so also all other verbs like advenir,
provenir, devenir etc, are conjugated following this pattern.

3.3 Conjugation of Impersonal Verbs into *Subjonctif Passe*

s. Pleuvoir . to rain
Il a fallu qu'il ait plu
t. Falloir . to be necessary Il a fallu qu'il ait fallu
u. Advenir . to happen
Il a fallu qu'il soit advenu
v. Brûmer . to mist (hazy)
Il a fallu qu'il ait brume
w. Venter . to blow wind Il a fallu qu'il ait venté

3.4 Conjugation of Reflexive or Pronominal Verbs into *Subjonctif Passe*

x. Se laver . to take one's bath
Il a fallu que je me sois lavé(e) Il a fallu que nous nous soyons lavé(e)s
Il a fallu que tu te sois lavé(e) Il
a fallu qu'il se soit lavé
Il a fallu qu'elle se soit lavée
Il a fallu que vous vous soyez lavé(e)s Il
a fallu qu'ils se soient lavés
Il a fallu qu'elles se soient lavées
y. Se taire . to keep quiet
Il a fallu que je me sois tu(e) Il a fallu que nous nous soyons tu(e)s
Il a fallu que tu te sois tu(e) Il a
fallu qu'il se soit tu
Il a fallu qu'elle se soit tue
Il a fallu que vous vous soyez tu(e)s Il a
fallu qu'ils se soient tus
Il a fallu qu'elles se soient tues

SELF ASSESSMENT EXERCISE
Conjugate the following verbs into subjonctif Passé

i. Monter
ii. Etre
iii. Avoir

4.0 Conclusion

In this unit, we have taught you the rules governing the conjugation of verbs ending with er, re, ir/oir as well as impersonal cum reflexive verbs into *subjonctif passé.* You have also been told of some exceptionalities

to these general riles. We believe by now you can conjugate er, re, ir/oir as well as impersonal and reflexive verbs into *subjonctif passé.*



5.0 Summary

Having taught you the conjugations of verbs through the simplified presentation of conjugation of *présent de l'indicatif* in Units two to five and the techniques of conjugation of *future simple* in Unit six to eight as well as the method of conjugation of verbs into *passé compose* taught in Units nine to eleven, the conjugation of *l'imparfait* taught in Units thirteen to fifteen and the conjugation of *imperative* (positive and negative) taught in Unit sixteen, the conjugation of *conditionnels présent* and *passé* in Units seventeen and eighteen and then we decided to bring you further into the conjugation techniques by introducing you into the world of conjugation of *subjonctifs présent* and *passé* in French as taught in Units nineteen and twenty. With this unit twenty, we have now come to the end of our lectures of FRE102 that focuses on the conjugation of verbs into various tenses of French grammar.

6.0 Tutor Marked Assignments

1. Conjugate the following verbs into *subjonctif passé*:

a. Rudoyer,
b. Voir.,
c. Prendre,
d. S'appeler,
e. Recommencer,
f. Rendre,
g. Pleuvoir,
h. savoir,
i. Se laver,
j. Brumer.



7.0 References And Other Resources

Ade Ojo, Samuel (2002): *A comprehensive Revison Handbook of French Grammar.* Ibadan: Signal Educational Services Ltd.

Adeleke, Joseph (2014): *A Short French Grammar, 2nd edition,* Gad Press and Ventures Ltd, Lagos, 2010.

Akeusola, Olu (1995): *French grammar for Anglophone Students*, Tobak Publishers, Lagos.

Akeusola, Olu (2004): B*asic French Grammar for beginners*, Tobak Publishers, Lagos.

Bescherelle (1990) : *La Conjugaison 12,000 Verbes*, Paris, Hâtier.

Beschrelle (1992) : *Junior : Grammaire, Orthographe grammatical d'Usage, Conjugaison, Vocabulaire*. Paris: Hâtier, 1992.

Eruanga, Oluremi (2018): *A New Approach to Contemporary French*. Lagos: Ocean Gate Books Consult.

Glaud, Ludivine; Lannier, Muriel & Loiseau, Yves (2015) : *Grammaire essentielle du français A1*-A2. Paris: Editions Didier.

Lee, Wendy et al. (2004): *Collins Easy Learning French Grammar*. Glasglow: Harper Collins.